



Bord Iascaigh Mhara
Irish Sea Fisheries Board

*Developing the seafood industry,
sustaining coastal communities*

ANNUAL REPORT 2009



CONTENTS

| | |
|--|----|
| Chairman and Board of Directors | 2 |
| Organisation | 3 |
| Chairman's Statement | 4 |
| Chief Executive's Report | 6 |
| Report of the Comptroller and Auditor General | 20 |
| Statement of Responsibilities of the Board | 22 |
| Statement on Internal Financial Control | 23 |
| Statement of Accounting Policies | 24 |
| Income and Expenditure | 26 |
| Statement of Total Recognised Gains and Losses | 27 |
| Balance Sheet | 28 |
| Cash Flow Statement | 29 |
| Notes on the Accounts | 31 |
| Grant Payments | 40 |



CHAIRMAN AND BOARD OF DIRECTORS

Bord Iascaigh Mhara (BIM), the Irish Sea Fisheries Board, is the Irish State agency with responsibility for developing the Irish Sea Fishing and Aquaculture industries.

BIM's mission is "to provide commercially relevant and innovative services to the Irish seafood industry that drive growth opportunities, add value, enhance competitiveness and create jobs in a sustainable, natural resource based industry for the benefit of coastal communities".

The policies and programmes to pursue this mission are determined by the Board of BIM and are set out within the framework of the National Development Plan, EU policies and available resources.



Rose McHugh
Chairman



Bobby Molloy
Member



Seamus Dooley
Member



Ivan Coulter
Member



Michael Dempsey
Member



Enda Bonner
Member

ORGANISATION



Rose McHugh
Chairman



Jason Whooley
Chief Executive



Connie Kelleher
Secretary/Financial Manager



Donal Maguire
Aquaculture Development Manager



Michael Keatinge
Fisheries Development Manager



Richard McCormick
Marine Services Manager



Donal Buckley
Business Development
and Innovation Manager

CHAIRMAN'S STATEMENT

The year 2009 represented a challenging year for both BIM and the overall seafood industry. The Irish seafood industry has not been immune from the prevailing world economic conditions but has shown itself to be resilient and capable of competing with the enlarged volume of seafood products worldwide.



BIM, through its development of the seafood industry in Ireland, supports more than 11,000 jobs in various coastal communities. The ongoing economic downturn and the rise in unemployment further highlights the importance of traditional sectors, such as fishing, and the need to provide adequate resources to protect and grow employment for our coastal communities.

Total capital grant-aid paid by BIM during 2009 was in excess of €23.9 million, which represented a decrease of €18 million (44%) on 2008 levels. A key element of this grant-aid related to the Decommissioning Programme. The final payment of €15.6 million was spent in 2009, with the corresponding investment of €21 million completed in 2008. Also included was €2.1 million under the Salmon Hardship Scheme which BIM administered on behalf of the Government.

I am delighted to see that the newly opened Seafood Development Centre (SDC) in Clonakilty is already attracting customers. The SDC was a key initiative set out in the Government led 'Steering

a New Course' seafood strategy and will provide BIM with the necessary tools to assist industry through every step of their business plan from route to market, product testing, new innovative product packaging and branding to final launch.

The year 2009 also saw the transfer of BIM's Marketing/Promotion function to Bord Bia. BIM retained its essential business development and innovation function. To ensure a smooth transition, both agencies worked closely and are continuing to do so, to deliver the relevant services to industry.

BIM continued its extensive training programme in 2009 with a further 1,570 people completing a diverse range of FETAC accredited courses ranging from firefighting to basic safety training to business development.

On behalf of the Board, Management and Staff of BIM, I would like to take this opportunity to thank Minister Smith and Minister of State Killeen and the officials of their Department for their ongoing support. We also acknowledge

the continued support and financial assistance of the European Union principally relating to the NDP Aquaculture and Fisheries Measures.

Finally, I would like to thank the CEO, Management and staff in BIM for their hard work in guiding BIM through the current difficult economic conditions, as we all strive to provide commercially relevant and innovative services to the Irish seafood industry.

Rose McHugh

Rose McHugh
Chairman



CHIEF EXECUTIVE'S REPORT

The Irish fishing sector, like all sectors, was greatly affected by the global recession in 2009. Sales for higher value species in particular were seriously affected. These price reductions were further compounded by sterling difficulties whereby exports from the UK remained extremely competitive in our traditional markets.



Total Irish retail sales at trade level amounted to €172 million, a decrease of 6% on 2008. In terms of foodservice seafood sales, this amounted to €180 million which was again down on 2008 reflecting the difficult economic situation.

Exports for 2009 were reduced by nearly 5% to a value of €315.5 million. In terms of species categories, the pelagic sector was the only one to show growth in 2009 increasing by 3% in value to €96 million. Imports from 3rd countries in to the EU account for 70% of all seafood sales. Given that these supplies originate from countries with significant cost advantages, prices for Irish supplies faced additional price pressures. It is most likely that these two major factors – the general economic situation and imports, will again be a factor for 2010 and for the foreseeable future.

There is no doubt that in order to survive, we, as an industry need to differentiate our products from our competitors. It is our strong reputation for quality and provenance that will allow us to increase sales and ultimately deliver an increase in prices

for the entire chain from fishermen to processor. To enable industry to achieve greater differentiation:

- BIM launched the wild component of the Quality Seafood Programme (QSP) in 2009 and will continue to drive the QSP to build a brand for Irish quality farmed and wild seafood that can be clearly identified by trade buyers and consumers.
- An internationally accredited National Stewardship Standard was developed by BIM, specifically designed for selected target species with the direct involvement of industry groups. This national standard underlies the QSP label and links with BIM's Environmental Management System (EMS) to provide industry with the tools to achieve high standards in quality, provenance and responsible fishing practices.
- In addition to the development of a national standard, BIM also assisted industry partners gain international accreditation for a number of pelagic fisheries. As a result, Marine Stewardship Council (MSC)

certification for mackerel was successfully achieved by the Irish Pelagic Sustainability Group (IPSG) in the Northwest, is well advanced for a similar group in the Southwest, while the Southwest herring fishery is currently being assessed by the MSC.

- To deliver greater added value and innovation in the sector; BIM's Seafood Development Centre (SDC) was officially opened in October 2009 and has already provided industry with a unique facility and available expertise to deliver new innovative products and packaging that fulfil changing customers' needs and add value to their business. This is an exciting development for BIM and industry and we are already on track to achieve our target of an additional €100 million in added value produce over the next five years.

As the development agency for the Irish seafood sector, total capital grant-aided investment processed by BIM in 2009 amounted to in excess of €23.9 million. Sixty-five projects were supported during 2009 under BIM's Aquaculture and Fish Handling Grant Schemes and under the Aquaculture Development Measure of the National Development Plan 2000-2006. These projects were promoted by 55 businesses and the total investment in the sector during 2009 amounted to €8.14 million. A total of €18.16 million of grant-aid (including €15.6 million for fleet decommissioning) was given to support the development of the fleet and sea fisheries, in

support of an overall investment of €22.06 million.

Despite the issues the sector faces, Ireland retains an excellent reputation for quality seafood and offers real potential for growth in the medium term.

BIM is committed to supporting industry to overcome the current challenges and to provide the expertise and resources industry needs to not only surmount these challenges but to grow the sector as a whole.

FISHERIES DEVELOPMENT

Main Outputs:

- Safety upgrades were carried out on 144 vessels at a total cost of €417,726.
- Final installment of 40 decommissioning grants paid at a total cost of €15.6 million.
- Twenty-six projects were completed under the environmentally friendly fishing gear and fuel monitoring equipment grant-aid scheme at a total cost of €374,323.
- Seventeen projects were completed under the onboard quality scheme at a total cost of €594,371.
- Two young skippers were grant-aided towards the purchase of their first fishing vessel and a further two assisted with the purchase of sea angling/marine tourism vessels at a total cost of €245,400.

- One hundred and sixteen individuals received payments totaling €2.1 million under the Salmon Hardship Scheme.

Onboard Fleet Grant-aid Summary

During 2009, total grant-aid of €1,377,461 was provided to a total of 179 onboard fleet projects which, in turn, supported a total investment of some €4.7 million.

Under the environmentally friendly fishing gear and fuel monitoring equipment grant-aid scheme; 26 vessel owners availed of grant-aid totaling €374,324. This grant-aid was paid towards the cost (€1,047,455) of purchasing more selective trawls, gear, and fuel monitors.

Seventeen vessels were upgraded under the onboard quality grant scheme with grant-aid of €594,371. These grants were awarded towards the €1.5 million purchase cost of hold freezing units, onboard ice making machines, holding tanks and general onboard quality improvements.

Under the fishing vessel safety scheme (FIFG), 34 applicants were paid €250,128 in grant-aid towards the cost of purchasing statutory safety equipment costing €625,319. A further 100 applicants received grant-aid of €103,138 for safety equipment costing €269,053 under the 'de-minimis' scheme. Two young fishermen received grant-aid of €55,500 under the young fishermen grant-aid

CHIEF EXECUTIVE'S REPORT

scheme. These young skippers, under 35 years of age, purchased, either by sole ownership or part ownership, their first fishing vessel and the total eligible investment cost of the two vessels was €1.3 million.

Decommissioning

Forty individual grant payments were made during the year, bringing the '2008 decommissioning' scheme to a close in August. The payments made in 2009 totaled €15,605,028 bringing the total aid provided for decommissioning to €36.6 million with a total of 46 vessels scrapped representing 6,913 GT and 19,356 KW.

Salmon Hardship Scheme

A total of 116 payments, amounting to €2.085 million, were made as part of the Salmon Hardship Scheme. This scheme was introduced on foot of the Report of

the Independent Salmon Group and the Government's decision to address hardship experienced by commercial salmon fishermen affected by the decision to align the wild salmon fishery with the scientific advice from the Standing Scientific Committee of the National Salmon Commission for 2007 and beyond.

Supporting Measures for Sea Fisheries Development

Following the extension of the Supporting Measures programme until the 30th June 2009 due to the under-spend of funding available in the BMW region, 7 projects were submitted for approval in March 2009 and a further 2 projects of national importance in April 2009 to the Innovation and Sustainability Projects Approval Board (ISPAB). This followed evaluation by the Scientific and Technical Approval

Committee (STAC) and the Fleet Investment Committee (FIC). ISPAB evaluated and approved all nine projects for grant-aid of €1,317,629 in support of a total investment of €1,480,370. The total payments from 1st January 2009 to the close of the programme amounted to a total of €919,105 in grant-aid supporting a total investment of €1,087,377.

Inshore Diversification and Safety Programme

Two new sea angling/marine tourism vessels were completed in 2009 with grant-aid of €189,900 towards a total investment of €474,750. This brings to 23 the number of new vessel grants provided since this diversification scheme was introduced in 2002. Ten applicants were paid €64,460 in grant-aid towards the cost of purchasing statutory safety equipment costing €161,150 for marine tourism vessels.

Summary of Fisheries Development Section Payments in 2009

| Grant Type | No. | Total Investment | Eligible Investment | EU Grant | BIM Grant | Total Grant |
|---|------------|--------------------|---------------------|--------------------|-------------------|--------------------|
| Safety (FIFG) | 34 | €625,319 | €625,319 | €218,862 | €31,266 | €250,128 |
| Safety (De Minimis) | 100 | €269,054 | €268,592 | €0.00 | €103,138 | €103,138 |
| Onboard Quality | 17 | €1,487,255 | €1,487,255 | €520,084 | €74,297 | €594,381 |
| Environmentally Friendly Fishing Gear | 26 | €1,047,455 | €1,047,255 | €321,949 | €52,374 | €374,323 |
| Young Fisherman Grant | 2 | €1,305,000 | €555,000 | €27,750 | €27,750 | €55,500 |
| Decommissioning | 40 | €15,605,028 | €15,605,028 | €11,703,771 | €3,901,257 | €15,605,028 |
| Salmon Hardship Scheme | 116 | €2,084,496 | €2,084,496 | €0.00 | €2,084,496 | €2,084,496 |
| Supporting Measures | 9 | €1,087,377 | €1,087,377 | €714,791 | €204,315 | €919,106 |
| Inshore Diversification (New Vessels) | 2 | €474,750 | €474,750 | €0.00 | €189,900 | €189,900 |
| Inshore Diversification (Safety Grants) | 10 | €161,150 | €161,150 | €0.00 | €64,460 | €64,460 |
| Totals | 356 | €24,146,884 | €23,396,222 | €13,507,207 | €6,733,253 | €20,240,460 |

MARINE TECHNOLOGY

Discard Reduction, Cod Recovery & Technical Conservation Measures

In early February, Minister of State Killeen formed a Working Group charged with implementing revised effort and technical conservation (TCM) regulations introduced under the Common Fisheries Policy. As part of its work, the Group commissioned a number of studies carried out by BIM in conjunction with the catching sector. Alternative fishing gear designed to reduce cod catches in the Irish Sea (Area VIIa) and off the north-west coast and west of Scotland (Area VIa) were investigated as were the impacts of new mesh sizes. A total of 6 trials were completed during the year, testing rigid grids, inclined separator panels, square mesh panels and coverless trawls in the Nephrops fisheries and a combination of different codend mesh sizes and square mesh panels in whitefish fisheries in Area VIa. The results of these trials were widely discussed with the catching sector and formed the basis for a number of submissions and reports to the EU under the cod long term management plan.

Environmental Management Systems (EMS)

During 2009, BIM continued to work closely with the catching sector to further utilise the Seafood Environmental Management Systems (SEMS) developed in the last two years and by the close of 2009, just over 80 vessels had entered the programme. To date, the SEMS approach has been successfully used by the mackerel fleet as part of its drive to gain Marine Stewardship Council (MSC) certification and by whitefish vessels in the south-west awarded the Fuchsia brand. The approach has also been adopted by the Erris Inshore Fishermen's Association as part of a campaign to create a regional

identity for its catch. During 2009, the catching sector began the process of forming an SEMS Fishermen's Association for those vessels that employ the SEMS approach, while the SEMS's manual produced in 2008 has undergone its second iteration to incorporate a number of standards and codes of practice. The BIM Seafood Environmental Management Systems (SEMS) manual is now widely recognised as a high quality document, easily adaptable to suit any fishery.

Waste Management

The 'waste fishing net' baling centre established by BIM continued to operate in 2009. Established in 2007, this centre has, to date, collected a total of 89 tonnes of waste nylon fish net and some 30% of this has now been successfully recycled by plants in the UK and China. This has reduced significantly the quantity of waste fishing gear being sent to landfill sites.

An economic appraisal of the operation was also carried out in 2009 along with an assessment of its commercial viability. This study found that if other waste materials associated with the fishing industry were also recycled and part of the transport costs were offset the venture could be operated on a full commercial basis. This will be further investigated in 2010.

Clearly any reduction in the quantity of waste netting either discarded or sent to landfill has a major benefit to the environment, and the establishment of the centre has engendered a gradual change in attitude to waste disposal by industry.

RESOURCE DEVELOPMENT

Differentiation of Irish Seafood

Minister of State Killeen officially launched BIM's new wild fisheries

eco-assured standard for the Irish fishing industry in July. This label represents an extension of the BIM Quality Seafood Programme (QSP) to encompass wild fisheries and actions a key recommendation set out by the Irish Seafood Market Initiative Group (ISMIG) set up by Minister Killeen in 2008.

Development of the national Seafood Stewardship Standard, which underlies this label, has proceeded at all levels within the international accreditation process and has been specifically designed for selected target species, with the direct involvement of industry groups. In addition, BIM's active membership of the international Fish Sustainability Information Group (FSIG) consortium, contributed directly to a widely recognised, benchmark publication on the labelling of seafood. Bringing this and other relevant information to the attention of industry, through site visits and the development of appropriate supporting schemes under the EFF, has provided the focus and impetus to see the certification process fully active and delivered on schedule, in 2010.

In addition to the development of a national standard, BIM also assisted industry partners gain international accreditation. Marine Stewardship Council (MSC) certification for mackerel was successfully achieved by the Irish Pelagic Sustainability Group (IPSG) representing Irish RSW vessels, predominantly from the Northwest, on the 28th of August 2009. A further group comprising polyvalent tank boat and dry hold mackerel vessels, mainly from the southwest, were assessed by the certification body in September 2009 and indications are that successful certification will be achieved by this group in 2010.

CHIEF EXECUTIVE'S REPORT

First Point-of-Sale Seafood

Co-op quality managers in the BMW region (i.e. Foyle Fishermen's Co-op, Clogherhead Fishermen's Co-op and Galway and Aran Fishermen's Co-op) received continued support under an extension of the Onshore Quality Scheme, under the NDP supporting measures for Sea Fisheries Development. Quality managers and members of their co-operatives, were supported by concurrent BIM initiatives, which delivered practical guides on: Food Safety Requirements for Vessels, a Quality and Handling Guide for prawns; an industry guide for the assessment of herring worm (*Anisakis* sp.) in pelagic fish and a handling guide for pelagic species.

An innovative and progressive project to develop an economic model for the First Point of Sale was engaged by Foyle Fishermen's Co-op, Clogherhead Fishermen's Co-op and Galway and Aran Fishermen's Co-op, who provided input information for the process and benefited from on-site visits of the professional economist, engaged for the purpose.

Adding value to seafood products

In association with BIM's Business Development and Innovation Division (BDI), the assessment of Vacuum Packing systems (Vac Pac) to provide high spec Nephrops retail packs from vessels was successfully completed in August 2009, following trials onboard the MV Maria Magdalena, in Dunmore East. A related project utilising Vac Pac technology on fillets of various whitefish species, was conducted aboard MV Endurance in October 2009 to assess product quality and onshore chilled shelf life trials of frozen-at-sea products, under laboratory conditions.

Trials commenced in September 2009 to produce added-value albacore tuna products. A variety of smoking and retail

options were investigated for distribution through the domestic retail chain.

European Fisheries

Technology Platform (EFTP)

The EFTP is an initiative supported by the European Commission that brings together over twenty international industry and research groups with the common objective of forming a European Fisheries Technology Platform. This process has a long term bearing on European developments in this area and as such has been engaged from the outset. The remit of the EFTP was agreed at the second meeting of the group, which was held in Brussels on the 21st of September 2009. The first industry focused meeting will be held at the end of January 2010.

Other Activities

Cross-Divisional species category groups, convened to focus on species specific development opportunities, were engaged by regional and head office staff.

Training support in the delivery of FETAC modules on *Risk Based HACCP for Seafood* and *Auditing Seafood Businesses* have been provided by section staff to fishermen in Clogherhead and Castletownbere.

A total of nine vessels have been facilitated through the process of gaining an Approval number necessary for processing onboard and allowing vessels to undertake added value activities.

Data Collection Regulation (DCR)

National obligations under the Data Collection Regulation, specifically the collection of economic data from the fishing fleet, were successfully completed in 2009. Data requests under the Data Collection Framework of the Common Fisheries Policy, for economic data for

2008, have been delivered to the EU. Funding of the DCF, from 2011 to 2013, will continue the engagement of BIM in the collection of economic data from Irish fishing vessels.

Regional Advisory Councils

As in previous years, BIM once again provided the secretariat to the North Western Waters Regional Advisory Council (NWW-RAC) in 2009. A total of 13 meetings of the Council were held during the year in a number of European locations (Dublin, Belfast, Paris, Madrid, Santiago de Compostela, Aberdeen) and the General Assembly took place in Dublin Castle in October.

Apart from its regular meetings, the secretariat also co-organised a major conference on CFP Reform, held in Edinburgh, and a focus group on the CFP reform objectives. A detailed submission was made to the European Commission on foot of this work.

Executive Committee, Inter-RAC, CFCA Advisory Board, EU Seminars and Workshops, as well as RAC co-ordination meetings with the European Commission were attended by Secretariat staff and the section was also represented at meetings of the Pelagic RAC Executive and Working Groups.

INSHORE FISHERIES

Fisheries in Natura 2000 Sites


Following the establishment of a baseline data collection programme for Natura 2000 sites and agreement with DG Environment on a 'roadmap to full compliance' with Article six of the Habitats Directive; considerable progress was made in 2009. The roadmap was given legislative effect through SI 346 of 2009 and it was possible to begin the process of bringing fisheries through to

Appropriate Assessment (AA). In the case of wild fisheries, two were targeted, Dundalk Bay cockles and Waterford Harbour surf clams. The latter, Waterford clams, was outside the area of the SAC and was therefore screened out of the process; however a management plan based on catch rates was implemented.

In the case of Dundalk cockles, a stock assessment was carried out in June and a Fisheries Natura Plan (FNP) was drawn up by BIM in consultation with the Local Advisory Committee. This was then subjected to an Appropriate Assessment and both it and the Fisheries Natura Plan were put out for public consultation and thereafter considered by the Inshore Fisheries Technical Advisory Committee (IF-TAC). Following the approval of the groups' recommendations by the Minister, the fishery was opened on the 30th of September. Unfortunately by this time a considerable mortality on the cockle stock had occurred and despite a TAC of 719 tonnes only 108 tonnes were taken by the time the fishery closed on the 31st of October. The 2009 experience will prove valuable in 2010 as the timescale to get the fishery through the process proved too tight in 2009 and the fishery, effectively, opened two months later than was desirable. Work is in progress to bring further important bivalve fisheries through the process in 2010 however this is likely to be complicated by the fact that some are subject to aquaculture licenses and others are governed by Fishery Orders with secondary licenses issued by the Fishery Boards.

Site descriptions have been developed for the major Natura 2000 sites and these will be used to inform coastal staff and industry on all the aspects of marine protected areas (MPA's).

The information collated in these documents will also be used to feed fishery and aquaculture activity information into the appropriate assessment procedures. Consultation processes have been completed for the National Parks and Wildlife Service for proposed Special Protected Area (SPA) sites with potential fisheries interest. Associated projects have addressed the improvement of information and the general understanding of environmental related policies and fisheries management data and have been engaged by all inshore and regional officers.



CHIEF EXECUTIVE'S REPORT

Sentinel Vessel and Lobster V-notching Programmes

Following completion of a pilot programme in 2008, the BIM Inshore Sentinel Vessel Programme was formalised to comply with the EU Data Collection Regulation for fisheries in 2009. This programme collects vital information on catch rates and economic performance of inshore vessels and over 90 vessels from selected fisheries completed returns in 2009. Similarly, after the conclusion of funding for the National Lobster V-notching Programme under the NDP (2000-2007) the programme was re-launched under the new Seafood Operation Programme. This programme also collects vital data on the performance of the lobster fishery and together with the Sentinel Vessel data will inform the "Shellfish Stocks and Fisheries Review" to be published jointly by the Marine Institute and BIM.

Managing Access to the Irish Lobster Fishery

Despite the conclusion of a lengthy consultation process on this issue in 2008 and presentation of revised proposals based on feedback received to industry in early 2009, little progress was made because of potential conflicts with the Natura 2000 fisheries roadmap. While it is hoped that progress can be made in early 2010 to resolve this blockage, the continued administrative issues mean that it will be 2011 before revised access mechanisms can be introduced to the fishery.

AQUACULTURE DEVELOPMENT

BIM's aquaculture development activities were somewhat constrained in 2009 because the Non Co-Funded OP for Fisheries 2007-2013 was still in hiatus. The situation was improved by an extension of the previous Operational

Programme to June 2009, which allowed for a certain number of projects to be assessed, approved and implemented during the course of 2009.

Notwithstanding the above, BIM continued to offer development support services to the Irish aquaculture sector through its technical, environmental and assurance programmes. BIM's Aquaculture Development Division also extended a range of support services to the Department of Agriculture, Fisheries and Food to assist in a number of key compliance areas.

Project Development

Sixty-five projects were supported during 2009 under BIM's Aquaculture and Fish Handling Grant Schemes and under the Aquaculture Development Measure of the National Development Plan 2000-2006. These projects were promoted by 55 businesses and the total investment in the sector during 2009 amounted to €8.14 million. The investment in these projects will sustain 291 jobs, create an additional 27 jobs and will generate an increase of €27.8 million in the value of aquaculture output in Ireland, at full production, primarily for export.

In addition to nine private sector projects, the NDP 2000-2006 also provided funding for the continuing implementation of an Environmental and Quality Programme. Delivered through a Regional Officer Programme, this Bay Carrying Capacity Project to assess the sustainable levels of shellfish production was implemented under the aegis of the Aquaculture Initiative EEIG as part of a Cross-border Aquaculture Development Programme.

Of the 52 aquaculture and fish handling projects supported by BIM, 27 involved the expansion and modernisation of small scale projects, 8 were aimed at investigating the feasibility of new

projects, and 6 were concerned with trialling new species such as perch and abalone. The remaining projects involved trialling new technology to reduce the potential for environmental impact, improve production efficiency, fish health and welfare and occupational health and safety.

Grant Approvals

NDP Grant Approvals

During 2009, 9 private and 4 public projects were approved for Exchequer and FIFG grant assistance under the Aquaculture Development Measure of the National Development Plan 2000-2006. The scope for new approvals under this programme arose from funding which had been decommitted from projects previously approved under the NDP 2000-2006. The European Commission agreed to an extension of the final completion date to the 30th June 2009 to facilitate full utilisation of the available FIFG funding.

BIM Grant Approvals

In addition to the NDP grant approvals above, there were 52 projects approved under BIM's Pilot, Fish Handling and Resource Development Grant Schemes during 2009.

All new project approvals during 2009 were restricted to projects located in areas located outside Natura 2000 areas.

Grant Payments

NDP Grant Payments

NDP Aquaculture Grant Payments of €2,975,611.73 were made to 9 private and 4 public projects, which were supported under the NDP, comprising €2,489,445.87 in FIFG grants and €486,165.86 in Exchequer grants. These payments are listed by beneficiary and county in the schedule on page 51.

BIM Grant Payments

During 2009, BIM made grant payments of €842,522.43 to 52 projects under the Aquaculture and Fish Handling Grant Schemes.

Grant payments of €743,163.43 under BIM's Aquaculture Grant Scheme and €99,359 under BIM's Fish Handling Scheme are listed by project and county in the accompanying pages 48, 49 and 50.

TECHNICAL DEVELOPMENT PROGRAMMES

Technical Work in Support of the Bottom Grown Mussel Sector

The MSV "T. Burke" had a very successful first season in operation surveying the east and south coasts. Her range of operations extended from Dublin to as far west as Tralee Bay. She located significant seed mussel beds in the Irish Sea and made a very valuable contribution in survey terms to the opening of the Castlemaine Harbour Seed Mussel Fishery in 2009. Her range of survey equipment was improved and extended with the addition of a special shallow water side-scan sonar, which proved effective in finding seed mussels.

It is expected that she will extend her range of activities in 2010 to include survey work in support of the effort to bring Ireland's Aquaculture Licensing and Inshore Fisheries Regulation into compliance with the Birds and Habitats Directives.

Perch Production

A number of technical breakthroughs in the production of perch were successfully achieved in 2009. 700,000 juveniles were produced from the hatcheries, along with more than 100,000 out-of-season juveniles. This represents a significant step in developing the sector as there

is now a steady and reliable source of juveniles to supply the on-growing end of the business. Regular supplies of fish were sent to the marketplace in Switzerland and Germany, and prices were reported to be good and in accordance with expectations.

Technical Work in Support of the Oyster Sector

Arising from the losses of juvenile oysters experienced both in France and Ireland in 2008 and 2009, trial work commenced with a process to test the remote settlement of gigas oyster larvae in April 2009. This work is necessary, along with other steps being taken, to try and reduce the Irish industry's heavy reliance on seed supplies from France. A technical trip was organised by BIM in March 2009 bringing industry practitioners to France to be taught the techniques of remote settling of gigas oysters. This trial will continue in 2010.

BIM Aquaculture Development Division staff also carried out site inspections to collect information for a major epidemiological study being undertaken by the Marine Institute in an attempt to determine the cause of the losses in 2008 and 2009.

Miscellaneous Technical Issues

In conjunction with Marine Institute and Udaras na Gaeltachta, BIM published the "Status of Aquaculture Report 2007" in the first quarter of 2009. BIM Aquaculture Development Division also published two manuals in the "Aquaculture Explained" series. The first was entitled "An Abalone Hatchery Manual". The second was entitled "An Illustrated Hatchery Guide for Clawed Lobster". These reports are available on the BIM website, in CD format and also in hardcopy.

ENVIRONMENT, QUALITY AND REGIONAL PROGRAMMES

Environmental Programme

BIM's Aquaculture Development Division staff, at all levels, were heavily engaged in supporting DAFF and the Marine Institute in implementing the "Road Map to Compliance", which is a process agreed with DG Environment and the Irish Government to bring Ireland's aquaculture licensing and inshore fisheries regulation into compliance with the EU's Birds and Habitats Directives. BIM's role included surveying of aquaculture structures in conjunction with DAFF's engineering staff, inputting into various key technical committees and the provision of specialist technical papers and reports.

Assurance Schemes

BIM's Quality, Organic and Ecolabel Assurance Schemes continue to form the core vehicle for the differentiation of Irish farmed seafood products in the marketplace. The BIM Irish Quality Salmon and Mussel Schemes, revised in 2009, are the first Assurance Schemes to be fully compliant with the new EU legislation for organic aquaculture production.

As a means of supporting the aquaculture industry, BIM aquaculture assurance staff have been working closely with individual farmed seafood companies to develop and upgrade their food safety management systems to bring them into full compliance with the requirements of new EU food safety legislation and regulated by the Sea Fisheries Protection Authority of Ireland.

Local Actions Carried Out by CLAMS Groups (Co-ordinated Local Aquaculture Management System).

In 2009, the CLAMS groups around the coast were very active in their actions to integrate aquaculture into their local

CHIEF EXECUTIVE'S REPORT

bays. Examples of their work include the installation of the first "Standard Unified Marking Scheme" (SUMS) in Dungarvan to improve navigational safety and participation in a number of important seafood festivals around the coast in 2009.

BUSINESS DEVELOPMENT & INNOVATION DIVISION

Market Overview

Total Irish retail sales at trade level amounted to €172 million, a decrease of 6% on 2008. In terms of foodservice, seafood sales amounted to €180 million, again down from 2008 reflecting the difficult economic situation.

Exports for 2009 were reduced by nearly 5% to a value of €315.5 million. In terms of species category, the pelagic sector was the only one to show growth in 2009 increasing by 3% in value to €96 million. Declines were noted for the shellfish and salmon sector which dropped in value by 20% and 19% respectively. But the whitefish sector suffered most with a total export value decline in 2009 of 23% now valued at €32 million.

In terms of key export countries France, Spain and the UK are the top three export destinations with market shares of 24%, 14% and 12% respectively.

The UK was the second most important destination in 2008 but exports have dropped significantly as exporters have favoured Euro zone destinations.

Seafood imports for 2009 showed a decrease amounting to €154 million but what is significant is that there was increase in volume reflecting the strength of the Euro against Sterling as the UK remains the number one source of imports accounting for 67% of all seafood imports.

Business Development & Innovation

Following the transfer of the seafood marketing/promotion function from BIM to Bord Bia during June 2009, BIM retained its business development function and the division has further evolved to offer a range of services in this area.

The Business Development and Innovation (BDI) Division focuses on delivering growth and competitiveness through effective business planning, developing appropriate route to market structures and market-led innovation in the seafood sector. The BDI Division includes the following sections:

- Business Research & Intelligence
- Business Development
- Seafood Development Centre
- Quality & Process Development
- Trade Development

BIM Business Research and Intelligence (BRI)

BIM's Business Research and Intelligence section completed a wide range of market reports in 2009 which were published on business web site www.bimb2b.com. In addition, BRI has integrated with Bord Bia's overseas offices network to continue to produce the monthly publication 'Seafood Bulletin'. This publication gives detailed information on all key markets and species and is sent directly by e-mail to all seafood producers in Ireland.

Brand Development

Brand Development programmes including market intelligence, brand design and company literature were delivered to companies in shellfish, whitefish and salmonids categories enabling companies to differentiate and ensure effective market penetration on both business to business and business to consumer levels.

Business Development

During 2009, BIM delivered the 'Making Plans that Matter' pilot programme to 10 leading seafood value-adding companies. The programme provides targeted business planning to aid development and drive growth. The programme also included the appointment of BIM Key Account Managers to work closely with the companies and to support joint activities in the core areas of operational development, financial, new product development and sales & marketing.

The programme delivered the following results:

- New Sales - €13 million
- New Markets Developed - 9
- New Products Developed - 38
- New Seafood Processes - 18
- New Jobs Created - 43

The programme has been expanded to include a further 8 companies for implementation during 2010.

During 2009, a new programme called "Developing a Sustainable Seafood Business" was launched which was a joint initiative between BIM and the Kerry Enterprise Board, offering extensive training and mentoring expertise to 8 Kerry seafood companies over a twelve month period. The companies included new seafood companies and producers wishing to expand their business either direct to market or for export.

International Seafood Exhibitions:

BIM managed the Ireland Pavilion at the European Seafood Exhibition during April, with the participation of 19 leading Irish seafood companies.

BIM also managed Ireland's trade stand at the Boston Seafood Show with continued sales development in the mussel, organic salmon and smoked salmon sectors.

Seafood Development Centre

During October 2009, Minister of State Killeen opened the BIM Seafood Development Centre (SDC) in Clonakilty, Co. Cork. The SDC is the first dedicated innovation facility for the Irish seafood sector. The state of the art facility provides the sector with a "commercially structured funnel" to test ideas, products and processes. Companies can exploit market opportunities and maximise the potential for success through integrated

business development and new product developments strategies.

The SDC is equipped with the following facilities:

- Wet fish processing area
- Business incubation units (2) to enable companies to carry-out own customised developments
- Product development kitchen and product demonstration area
- Training/conference room
- Innovation and product concept room
- Graduate laboratory

In addition to development activity, BIM will develop a Graduate Programme through the SDC to assist with the professional development of the seafood sector. High calibre food business and technology graduates will be trained in the SDC and will then be deployed to specific industry projects. The aim is to provide industry with ongoing access to graduates in key areas of business development and seafood technology. BIM in consultation with industry have set the goal of delivering an additional €100 million value-added sales over the next 5 years.

BIM Seafood Circle

BIM developed the Seafood Circle initiative to support and encourage restaurateurs and retailers that consistently deliver the highest standards of seafood and service to their customers. The programme sits under three categories; Seafood Specialist, Supermarket Seafood Counter and Hospitality members. A total of 155 outlets achieved membership in 2009, an increase of 17.5% on 2008 membership.

BIM also provided staff development courses for retail and food service personnel focusing on the quality and preparation of seafood.

BIM offered a wide range of supports exclusively to Seafood Circle members including point-of-sale material, regular newsletters, workshops, mentoring and a designated website www.seafoodcircle.ie.

Education and Promotion

The seafood promotion and education brief transferred to An Bord Bia in June 2009, prior to this BIM developed and distributed a range of consumer-friendly information leaflets on the health benefits of seafood consumption.

In addition, a series of recipe brochures was developed to encourage the consumer to experience the lesser used species of seafood. Educational material was supplied to post-primary Home Economics teachers and workshops delivered to third level catering students.

All initiatives were supported by press and media activity resulting in increased awareness of seafood as a healthy, easy meal option.

Product Quality and Process Development

Quality & Process Development provided specialist technical resources to assisting seafood companies with essential seafood quality/safety services as well as dealing effectively with contemporary issues for the industry through mentoring and the provision of Fetac Risk Based HACCP Courses.

Quality & Process Development also provided consultancy services, training, technical expertise and advisory information services to seafood companies as required.

Energy Management/SEAMAP

BIM in conjunction with Sustainable Energy Ireland (SEI) developed the Seafood Energy Assessment and Management Action Programme (SEAMAP) to assist seafood processors to reduce costs and drive operation efficiency.

CHIEF EXECUTIVE'S REPORT

Fourteen companies participated in the pilot SEAMAP programme held in Killybegs, Co. Donegal. The average savings for these companies was 16%. Eight companies participated in the SEAMAP programme held in Dublin where the average savings cost was 21%. The evaluation of the programme from each group was excellent.

MARINE SERVICES DIVISION

During 2009, BIM provided training courses to 1,570 seafood industry personnel in its training centres at Greencastle, Co. Donegal, Castletownbere, Co. Cork and on its mobile Coastal Training Units, which visited 32 locations during the year. In addition, a number of workshops on a variety of industry issues were also organised around the coast, as well as a unique seafood enterprise business skills and mentoring programme.

Fisheries and Aquaculture Training

A total of 43 fishermen completed their BIM training courses leading to Department of Transport Deck Officer (DoT) Fishing Vessel Certificates of Competency in 2009, with another 18 students undertaking training leading to their DoT/FETAC Engineer Officer (Fishing Vessel) Certificates of Competency, Classes 2 and 3. In addition, 25 experienced fishermen completed a City & Guilds Refrigerant Handling course in compliance with Department of Transport requirements, as those engaged in charging and recovery of refrigerants on fishing vessels are obliged to hold this qualification.


Fifty-one fishermen and aquaculture support vessel operators obtained their Department of Transport/FETAC Passenger Boat Proficiency Certificate following training by BIM. This qualification facilitates fishermen seeking to diversify from fishing into the aquaculture and marine tourism sectors. Another 51 students completed the FETAC Marine Engineering Processes module, which was designed by BIM in consultation with the Marine Survey Office of the Department of Transport specifically for smaller vessels. Two hundred and sixty-four fisheries and aquaculture personnel completed their training leading to the award of their GMDSS Department of Transport Radio-Communications Certificates. A pilot group of fishermen completed the FETAC Fishing Gear Maintenance and Repair module as a port course. There is a renewed interest in net repair training as these once commonplace skills have drastically declined and are once again becoming essential to reduce fishing vessel operating costs.

Eight students enrolled in the FETAC Certificate in Commercial Fishing in September 2009, for graduation the following year. Interest in this course had waned in recent years resulting in its temporary suspension and its re-introduction is a positive indication

of a reawakening of interest in a career in fisheries. Fifteen students completed the four months full-time FETAC accredited Certificate in Aquaculture course at the Regional Fisheries Centre, Castletownbere, Co. Cork with a further 27 experienced aquaculture personnel availing of individual FETAC accredited training modules in Hatchery Production of Fish, plus Finfish, Shellfish and Seaweed On-growing Operations, as well as Farmed Fish Welfare.

Safety at Sea

Minister of State, Mr. Tony Killeen T.D. launched BIM's 'Stay Safe at Sea' campaign in February, supported by leaflets, safety DVDs, an outdoor poster at the Irish Skipper Expo in Galway and a nationwide local radio campaign aimed at fishing and aquaculture communities. This high profile campaign was extremely successful and resulted in a total of 649 individuals completing Basic Safety Training, the highest number of safety cards ever issued by BIM in a single year since the legislation was introduced in 2002. The campaign was further enhanced through a number of coastal safety workshops to encourage the correct use and maintenance of Personal Flotation Devices to ensure they are always ready for an emergency at sea. In addition, the Minister launched the first in a new series of standardised



training manuals entitled the BIM Guide to Basic First Aid, specifically designed for dealing with accidents on fishing and aquaculture support vessels at the Baltimore Wooden Boat Festival and during the year 114 people completed first aid training courses.

Occupational Health & Safety

As well as training to improve safety at sea, BIM is committed to a number of joint safety initiatives involving the EU and the Health and Safety Authority. During the year, BIM staff provided input to the Health and Safety Authority's draft Code of Practice for Fishing Vessels under 15 metres in length, as well as a non-binding EU guide for safety onboard fishing vessels under 15 metres in length. In addition, a BIM staff member was appointed to chair the Standards Committee of the National Standards Authority of Ireland, which aims to improve the standards of lifejackets worn by all seafarers.

Fire Fighting Training

In its first full year of operation, the National Fisheries College's new STCW-95 compliant Fire Fighting Unit has proven to be a considerable success with 93 individuals attending intensive 3-day and 5-day fire training courses where they learnt fire fighting techniques and how to safely undertake personnel rescue operations under extremely realistic live fire, significant heat and smoke scenarios. These courses are mandatory for those studying for Department of Transport Certificates of Competency as skippers, second hands and marine engineers, but are also available to new entrants, aquaculture vessel operators and Irish marine scientists at Greencastle as an integral part of their safety at sea training.

Seafood Hygiene and HACCP

In order to maintain food safety standards in the industry, 46 seafood industry personnel completed the FETAC accredited Seafood Hygiene Management course whilst a further 51 completed the FETAC Risk-Based HACCP for Seafood Businesses. The majority of participants were working in the shore based processing sector, but some were from fishing vessels engaged in onboard freezing of seafood, which is a relatively new client base for such training.

Sustainable Seafood Business Enterprise Mentoring Programme

BIM, in conjunction with Kerry Enterprise Board piloted a uniquely successful initiative involving 10 key seafood industry entrepreneurs committing themselves to a ten-month intensive business skills and mentoring programme entitled 'Operating a Sustainable Seafood Business Enterprise'. This consisted of a series of highly focused workshops covering business planning, quality systems, seafood trends, new product development, brand strategy and packaging, product costing, marketing, promotion and distribution strategies. The programme involved staff in BIM's Seafood Development Centre (SDC), Clonakilty along with specialists in BIM's Business Development and Innovation (BDI) Division, supported by a professional business mentoring team working in conjunction with Kerry Enterprise Board. The outcomes proved extremely positive for all participants, with some since engaging in new product development projects in the SDC to the extent that it is intended that a programme on similar lines will be replicated with West Cork Enterprise Board in 2010.



CHIEF EXECUTIVE'S REPORT

Workshops and Careers Events

During 2009, 110 individuals participated in a series of industry workshops covering a range of topics on safety at sea and aquaculture issues. In addition, BIM training staff participated in eight careers events around the country in order to promote interest in the seafood industry and supplied seafood industry careers information to secondary school careers guidance counsellors and students alike.



SEAFOOD INDUSTRY TRAINING 2009

| <i>Course Description</i> | <i>Student Numbers</i> |
|---|------------------------|
| Department of Transport Certificates | |
| DoT Second Hand Full Certificate of Competency | 30 |
| DoT Second Hand Limited Certificate of Competency | 13 |
| DoT/FETAC Engineer Officer Class 2 & Class 3 Certificate of Competency | 18 |
| DoT/FETAC Passenger Boat Proficiency Certificate | 51 |
| DoT Navigation Control Course (Fishing) | 17 |
| DoT Electronic Navigation Systems (Fishing) | 43 |
| City & Guilds Refrigerant Handling | 25 |
| Sub Total | 197 |
| Safety at Sea | |
| 3-Day Basic Safety Training | 649 |
| Fire Fighting | 93 |
| First Aid Courses | 114 |
| Manual Handling and Slings & Crane Arm Operation | 11 |
| Sub Total | 867 |
| Radio Communications | |
| GMDSS Short Range Certificate | 190 |
| GMDSS Restricted Operator's Certificate | 1 |
| GMDSS Long Range Certificate | 21 |
| GMDSS General Operator's Certificate | 52 |
| Sub Total | 264 |
| FETAC Modular Skills Training | |
| FETAC Foundation in Fisheries and Aquaculture Level 3 | 28 |
| FETAC Certificates in Fisheries and Aquaculture Level 5 | 23 |
| FETAC Navigation & Stability | 13 |
| FETAC Farmed Fish Welfare, Hatchery Production of Fish and Shellfish Ongrowing Operations | 27 |
| FETAC Marine Engineering Processes | 51 |
| FETAC Seafood Hygiene Management | 44 |
| FETAC Risk-Based HACCP for Seafood Businesses | 51 |
| FETAC Fishing Gear Maintenance and Repair | 5 |
| Sub Total | 242 |
| Total Training Provision 2009 | 1570 |
| Sustainable Seafood Business Enterprise Mentoring Programme | 10 |
| Industry Workshops | |
| Aquaculture, Stability and Personal Flotation Devices Workshops | 110 |

Ice Plants

Sales of ice from BIM's network of nine ice plants situated in fishing ports around the coast including the six Fishery Harbour Centres amounted to 14,638 tonnes in 2009, which was similar to the previous years tonnage.

CORPORATE DEVELOPMENT

A separate Corporate Procurement Plan is being developed by BIM.

Annual Report and Accounts 2008

The Annual Report and Accounts for 2008 was signed by the Board on 1st May 2009 and by the Comptroller and Auditor General on 30 June 2009. Printed Annual Reports are available in Irish and English.

Information Systems and Strategy

In 2009, BIM continued with the ongoing upgrade and optimisation of the BIM websites, together with consolidation of support and maintenance agreements. A significant project effort was directed at bringing the new Clonakilty facility to a functional and efficient level, within the overall BIM IT control network.

Decentralisation

BIM's new decentralised head office at Clonakilty, Co. Cork was completed in 2009, as part of the overall Department of Agriculture, Food and Fisheries office complex. The first staff members have already begun operating from the new facility. In addition, BIM's new Seafood Development Facility also opened in October 2009, which will provide innovative new supports to small and medium enterprises in the seafood sector.

Performance Management and Development System (PMDS) and Staff Training

Arising from the Performance Management and Development System (PMDS), BIM's staff training programme in 2009, supported 64 individual staff

members in the further development of their job related knowledge and skills as identified through the PMDS process. The identified requirement in knowledge and skills was addressed through participation in a range of recognised participation courses. Of the 64 employees who participated in further education and training; one undertook a Master Degree programme; one undertook a post graduate course, seven completed advanced Diploma courses, three were awarded certificates and 52 employees completed specific management and job related up-skilling courses.

Group courses were organised in MS Outlook, Excel, Access and Powerpoint.

BIM is an equal opportunities employer. It is committed to ensuring equality of opportunity and its personnel and staff development programmes are geared towards this objective. The commitment to equality also extends to BIM's role in the training of personnel for the seafish and aquaculture industries where equal access training is assured.

Safety and Health at Work

BIM is committed to implementing the provisions of the Safety, Health and Welfare at Work Act 2005. A written policy is in place together with a Safety Statement for all staff, together with activity specific Standard Operation Procedures indicating the appropriate measures necessary to protect the occupational safety and health of all employees and visitors within all BIM premises, which is continually updated.

Integrated Access to Services

BIM will ensure that the services they provide to the general public are accessible to people with disabilities where practicable and appropriate as set out in the Disability Act 2005. BIM is also committed to implementing the

Code of Practice published in 2006 on Accessibility of Public Services and Information provided by Public Bodies. BIM complies with our obligations under the Freedom of Information Acts and in 2009 one enquiry was handled.



Jason Whooley
Chief Executive

REPORT OF THE COMPTROLLER AND AUDITOR GENERAL

for presentation to the Houses of the Oireachtas

I have audited the financial statements of An Bord Iascaigh Mhara for the year ended 31 December 2009 under the Comptroller and Auditor General (Amendment) Act, 1993.

The financial statements, which have been prepared under the accounting policies set out therein, comprise the Statement of Accounting Policies, the Income and Expenditure Account, the Statement of Total Recognised Gains and Losses, the Balance Sheet, the Cash Flow Statement and the related notes.

RESPECTIVE RESPONSIBILITIES OF THE BOARD AND THE COMPTROLLER AND AUDITOR GENERAL

An Bord Iascaigh Mhara is responsible for preparing the financial statements in accordance with the Sea Fisheries Act, 1952, and for ensuring the regularity of transactions. It prepares the financial statements in accordance with Generally Accepted Accounting Practice in Ireland. The accounting responsibilities of the Members of the Board are set out in the Statement of Responsibilities of the Board.

My responsibility is to audit the financial statements in accordance with relevant legal and regulatory requirements and International Standards on Auditing (UK and Ireland).

I report my opinion as to whether the financial statements give a true and fair view, in accordance with Generally Accepted Accounting Practice in Ireland. I also report whether in my opinion proper books of account have been kept. In addition, I state whether the financial statements are in agreement with the books of account.

I report any material instance where moneys have not been applied for the purposes intended or where the transactions do not conform to the authorities governing them.

I also report if I have not obtained all the information and explanations necessary for the purposes of my audit.

I review whether the Statement on Internal Financial Control reflects the Board's compliance with the Code of Practice for the Governance of State Bodies and report any material instance where it does not do so, or if the statement is misleading or inconsistent with other information of which I am aware from my audit of the financial statements. I am not required to consider whether the Statement on Internal Financial Control covers all financial risks and controls, or to form an opinion on the effectiveness of the risk and control procedures.

I read other information contained in the Annual Report, and consider whether it is consistent with the audited financial statements. I consider the implications for my report if I become aware of any apparent misstatements or material inconsistencies with the financial statements.

BASIS OF AUDIT OPINION

In the exercise of my function as Comptroller and Auditor General, I conducted my audit of the financial statements in accordance with International Standards on Auditing (UK and Ireland) issued by the Auditing Practices Board and by reference to the special considerations which attach to State bodies in relation to their management and operation. An audit includes examination, on a test basis, of evidence relevant to the amounts and disclosures and regularity of the financial transactions included in the financial statements. It also includes an assessment of the significant estimates and judgements made in the preparation of the financial statements, and of whether the accounting policies are appropriate to the Board's circumstances, consistently applied and adequately disclosed.

I planned and performed my audit so as to obtain all the information and explanations that I considered necessary in order to provide me with sufficient evidence to give reasonable assurance that the financial statements are free from material misstatement, whether caused by fraud or other irregularity or error. In forming my opinion I also evaluated the overall adequacy of the presentation of information in the financial statements.

OPINION

In my opinion, the financial statements give a true and fair view, in accordance with Generally Accepted Accounting Practice in Ireland, of the state of the Board's affairs at 31 December 2009 and of its income and expenditure for the year then ended.

In my opinion, proper books of account have been kept by the Board. The financial statements are in agreement with the books of account.



John Buckley

Comptroller and Auditor General

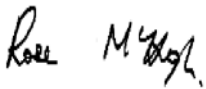
10 June 2010

STATEMENT OF RESPONSIBILITIES OF THE BOARD

Under section 9(1) of the first schedule to the Sea Fisheries Act, 1952, the Board is required to prepare financial statements in such form as may be approved by the Minister for Agriculture, Fisheries and Food with the concurrence of the Minister for Finance. In preparing those financial statements, the Board is required to:

- select suitable accounting policies and then apply them consistently.
- make judgements and estimates that are reasonable and prudent.
- prepare the financial statements on the going concern basis unless it is inappropriate to presume that An Bord Iascaigh Mhara will continue in operation.
- disclose and explain any material departures from applicable accounting standards.

The Board is responsible for keeping proper books of account which disclose with reasonable accuracy at any time the financial position of An Bord Iascaigh Mhara and which enable it to ensure that the financial statements comply with the statutory requirements. The Board is also responsible for safeguarding the assets of An Bord Iascaigh Mhara and for taking reasonable steps for the prevention and detection of fraud and other irregularities.



Rose McHugh
Chairman



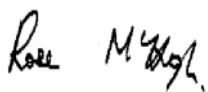
Seamus Dooley
Member

STATEMENT ON INTERNAL FINANCIAL CONTROL

The Board Members acknowledge that they are responsible for the system of internal financial control and for reviewing its effectiveness. Such a system of internal financial control is designed to manage rather than eliminate business risks and can provide only reasonable rather than absolute assurance against material misstatement or loss. The key procedures which the Board Members have established with a view to providing effective internal financial control are as follows:

- A clear focus on business objectives as determined by the Board in the light of the statutory responsibilities.
- A defined organisational structure with clear lines of responsibility, delegation of authority and segregation of duties designed to provide an appropriate control environment.
- A risk management process which considers the strategy and business plans in the context of the annual budget process when financial plans and targets are set and reviewed by the Board in the light of determined objectives.
- A reporting and control system which includes review of the annual budget by the Board and regular review of actual results against budget.
- Control procedures – comprehensive procedures manuals are maintained by the Board in respect of all of its main activities. In particular, there are clearly defined limits and procedures for financial expenditure, including procurement and capital expenditure.
- Monitoring systems compliance with control procedures is monitored by the internal audit function that operates in accordance with the framework for the application of best practice as set out in the Code of Practice for the Governance of State Bodies 2009. The work of internal audit is informed by analysis of the risk to which BIM is exposed. The Audit Committee has received the report of internal audit for 2009, which included the Internal Auditor's opinion on the adequacy and effectiveness of the system of internal financial control, and this was presented to the Board. The internal audit and monitoring systems are supplemented by audit work performed annually on the various grant-aid measures by external auditors as required under the governing EU legislation of the Measures. A three year internal audit plan for 2009-2012 was approved by the Board in December 2009.
- In 2009 the Board agreed the terms of reference of the Audit Sub-Committee, established by the Board in 2009 which consists only of non-Executive Board Members and is chaired by a Board Member other than the Chairman of the main Board. The Board's monitoring and review of the effectiveness of internal financial control is informed by reports to the Audit Committee by management, the external auditors who carry out internal audit work in BIM as described above and comments made by the Comptroller & Auditor General in his Management Letter or other reports. In addition the Board has as required, commissioned independent reviews of specific internal financial controls systems in the organisation.

We confirm that the Board conducted a review of the effectiveness of the system of internal financial controls for the year ended 31 December 2009.



Rose McHugh
Chairman



Seamus Dooley
Member

STATEMENT OF ACCOUNTING POLICIES

Accounts Year Ended 31 December 2009

SEA FISHERIES ACT 1952 AND SEA FISHERIES (AMENDMENT) ACT 1964

An Bord Iascaigh Mhara was set up by the Sea Fisheries Act 1952. It is the State Agency with primary responsibility for the sustainable development of the Irish seafish industry both at sea and ashore and the diversification of the coastal economy.

FORMAT OF ACCOUNTS

The basis of accounting and the significant policies adopted by the Board are as follows:

a) Basis of the Accounts

The financial statements are prepared under the accruals method of accounting, except as indicated below, and in accordance with generally accepted accounting principles under the historical cost convention. Financial Reporting Standards recommended by the recognised accountancy bodies are adopted as they become operative.

b) Exchequer Funds

Current and capital grants including Aquaculture Scheme NDP are accounted for on a cash basis. Grants received under Vote 30 for Salmon Hardship Scheme (under Subhead F.2.) are accounted for on an accruals basis.

c) European Funds

Costs are reimbursed by the EU in arrears. Such assistance is recognised on a receivable basis.

d) Deferred Income

Deferred income comprises European funding and Salmon Hardship funding that has been deferred pending expenditure on delivery of services.

e) Grant Schemes

Payments made under the various grant schemes operated by the Board are accounted for on a cash basis. Commitments arising on foot of approvals under the various Grant Schemes operated by the Board are shown in Note 15.

f) Bad Debts

Provision is made for loans and debts considered to be doubtful of collection and against any losses anticipated on foot of guarantees. Bad debts are written-off in the year in which the relevant loan agreement is terminated.

g) Stocks

Stocks are stated at the lower of cost or realisable value.

h) Fixed Assets and Depreciation

Depreciation is calculated on the straight-line basis. The rates used for the main asset categories are:

Land and Premises

| | |
|-----------|---------------------------------------|
| Land | Nil |
| Premises: | - Navigation Stations – Original 2% |
| | - Navigation Stations – Additions 10% |
| | - Other Premises 10% |

Plant and Machinery

| | |
|--|---------------------------------------|
| | - Training Equipment ESF funded 16.6% |
| | - Other Plant & Machinery 10% |
| | - Technical Equipment 20% |

Gear and Equipment

- Fishing Gear 50%
- Vessels 10%
- Office Equipment & Motor Vehicles 20%
- Computer Equipment 33.3%

i) Capital Reserves

Capital Reserves comprise the unamortised value of capital grants used to fund fixed assets together with the residual amount of interest capitalised under loan restructuring arrangements in previous years. Ice plant assets are funded by a combination of Exchequer capital grants and repayable advances.

j) Foreign Currencies

Monetary assets and liabilities denominated in foreign currencies are translated at the exchange rates ruling at the Balance Sheet date. Revenues and costs are translated at the exchange rates ruling at the dates of the underlying transactions.

Profits and losses arising from foreign currency translations and on settlement of amounts receivable and payable are dealt with in the Income and Expenditure Account.

k) Pensions

An Bord Iascaigh Mhara operates defined benefit pension schemes, which are funded annually on a pay as you go basis from moneys available to it including moneys provided by the Department of Agriculture, Fisheries and Food and from contributions deducted from staff salaries.

Pension costs reflect pension benefits earned by employees in the period and are shown net of staff pension contributions which are retained by BIM. An amount corresponding to the pension charge is recognised as income to the extent that it is recoverable, and offset by grants received in the year to discharge pension payments.

Actuarial gains or losses arising on scheme liabilities are reflected in the Statement of Total Recognised Gains and Losses and a corresponding adjustment is recognised in the amount recoverable from the Department of Agriculture, Fisheries and Food.

Pension liabilities represent the present value of future pension payments earned by staff to date. Deferred pension funding represents the corresponding asset to be recovered in future periods from the Department of Agriculture, Fisheries and Food.

INCOME AND EXPENDITURE ACCOUNT

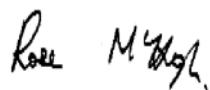
For the year ended 31 December 2009

| | Notes | 2009 € | 2008 € |
|--|--------|--------------------|-------------|
| Income | | | |
| Oireachtas Grants | 1 | 39,992,108 | 60,506,598 |
| Net Deferred Funding for Pensions | 20 (c) | 2,612,539 | 2,532,299 |
| Net Transfer from / (to) Capital Reserve | 2 | 81,361 | 2,180,045 |
| | | 42,686,008 | 65,218,942 |
| E.U. Grants | 3 | 384,127 | 778,290 |
| Turnover Ice Plants | 4 | 936,682 | 852,793 |
| Other Income | 5 | 1,157,173 | 1,840,674 |
| | | 45,163,990 | 68,690,699 |
| Expenditure | | | |
| Industry Capital Development | 6 | 23,959,384 | 42,408,209 |
| Industry Current Development | 7(a) | 12,261,592 | 14,173,866 |
| Industry Current Administration | 7(b) | 4,122,947 | 4,597,062 |
| Depreciation Charged During the Year | 7(b) | 1,961,912 | 3,383,157 |
| Pension Costs | 20(a) | 4,013,528 | 3,984,922 |
| Other Expenditure | 8 | 187,572 | 96,893 |
| Expenditure on Ice Plants | 4 | 962,428 | 1,060,965 |
| | | 47,469,363 | 69,705,074 |
| Surplus / (Deficit) for Year | | (2,305,373) | (1,014,375) |

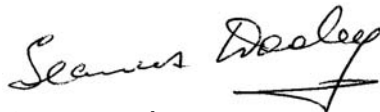
INCOME AND EXPENDITURE ACCOUNT

| | | |
|--------------------------------|--------------------|-------------|
| Balance at 1 January | 2,682,590 | 3,696,965 |
| Surplus (Deficit) for the year | (2,305,373) | (1,014,375) |
| Balance at 31 December | 377,217 | 2,682,590 |


All income and expenditure for the year ended 31 December 2009 relates to continuing activities.
(Accounting Policies and Notes 1 to 23 form part of these Financial Statements).



Rose McHugh
Chairman



Seamus Dooley
Member



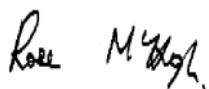
Jason Whooley
Chief Executive

STATEMENT OF TOTAL RECOGNISED GAINS AND LOSSES

For the year ended 31 December 2009

| | Notes | 2009 € | 2008 € |
|---|-------|--------------------|-------------|
| (Deficit) / Surplus for the year | | (2,305,373) | (1,014,375) |
| Actuarial Gain / (Loss) on Pension Liabilities | 20(d) | 4,200,000 | 732,000 |
| Changes in assumptions underlying the present value of pension scheme liabilities | | - | - |
| Adjustment to Deferred Pension Funding | | (4,200,000) | (732,000) |
| Total Recognised Gains and (Losses) for the Year | | (2,305,373) | (1,014,375) |

All income and expenditure for the year ended 31 December 2009 relate to continuing activities.
(Accounting Policies and Notes 1 to 23 form part of these Financial Statements).



Rose McHugh
Chairman



Seamus Dooley
Member



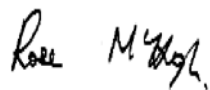
Jason Whooley
Chief Executive

BALANCE SHEET

As at 31 December 2009

| | Notes | 2009 € | 2008 € |
|---|-------|------------------|--------------|
| ASSETS | | | |
| Fixed Assets | | | |
| Tangible | 9 | 3,009,673 | 3,551,709 |
| Financial – Term Loans | 10 | 6,666 | 6,666 |
| | | 3,016,339 | 3,558,375 |
| Current Assets | | | |
| Debtors | 11 | 371,225 | 709,564 |
| Stocks | | 8,060 | 10,981 |
| Cash at Bank and in Hand | | 1,883,525 | 5,341,872 |
| | | 2,262,810 | 6,062,417 |
| Less Current Liabilities | | | |
| Creditors and Accrued Charges | 12 | (1,892,259) | (2,799,093) |
| Total Assets less Current Liabilities before Pension | | 3,386,890 | 6,821,699 |
| Deferred Pension Funding | 20(c) | 56,500,000 | 51,200,000 |
| Pension Liabilities | 20(d) | (56,500,000) | (51,200,000) |
| Total Assets less Current Liabilities | | 3,386,890 | 6,821,699 |
| Financed By | | | |
| Capital Reserves | 2 | 3,009,673 | 3,091,034 |
| Income and Expenditure Account | | 377,217 | 2,682,590 |
| Exchequer Advances | 13 | - | 1,048,075 |
| | | 3,386,890 | 6,821,699 |

(Accounting Policies and Notes 1 to 23 form part of these Financial Statements.)



Rose McHugh
Chairman



Seamus Dooley
Member



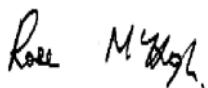
Jason Whooley
Chief Executive

CASH FLOW STATEMENT

For the year ended 31 December 2009

Reconciliation of Balance Per Income and Expenditure Account to Net Cash Inflow from Operating/Development Activities

| | 2009 | 2008 |
|---|-------------|-------------|
| € | € | € |
| Surplus / (Deficit) per Income and Expenditure Account | (2,305,373) | (1,014,375) |
| Bank Interest | (120,774) | (319,158) |
| Loan Interest Received | - | (107,003) |
| Net Transfer to Capital Reserve | (81,361) | (2,180,044) |
| Depreciation charged to Income & Expenditure | 1,961,912 | 3,383,157 |
| Profit from sale of Fixed Assets | (122,308) | (20) |
| (Increase) / Decrease in Stocks | 2,921 | (1,011) |
| Decrease / (Increase) in Debtors: | | |
| - Loan Debtors | 800 | 307,354 |
| - Debtors Provision | 103,161 | - |
| - Other Debtors | 234,378 | 95,696 |
| Increase / (Decrease) in Creditors | (906,834) | (142,872) |
| Deferred Interest Transferred (to) / from Income and Expenditure Account | - | (92,248) |
| Net Cash Inflow / (Outflow) from Operating/Development Activities | (1,233,478) | (377,878) |



Rose McHugh
Chairman



Seamus Dooley
Member



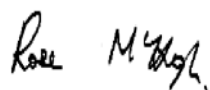
Jason Whooley
Chief Executive

CASH FLOW STATEMENT

For the year ended 31 December 2009

| | 2009 | 2008 |
|--|--------------------|--------------------|
| € | € | € |
| NET CASH INFLOW / (OUTFLOW) FROM OPERATING / DEVELOPMENT ACTIVITIES | (1,233,478) | (377,878) |
| CAPITAL EXPENDITURE | | |
| Payments to acquire fixed assets | (1,441,809) | (1,032,509) |
| Receipt from sale of assets | 144,242 | 20 |
| RETURN ON INVESTMENTS AND SERVICING OF FINANCE | | |
| Net loan repayments by fishermen | - | - |
| Interest Charged on Boat Loans | - | 107,003 |
| Bank Interest Received | 120,774 | 319,158 |
| NET CASH (OUTFLOW) FROM INVESTING ACTIVITIES | (1,176,793) | (606,328) |
| NET CASH (OUTFLOW) / INFLOW BEFORE FINANCING | (2,410,271) | (984,206) |
| FINANCING | | |
| Exchequer advances received | - | - |
| Exchequer advances paid | (1,048,076) | (308,388) |
| NET CASH (OUTFLOW) FROM FINANCING | (1,048,076) | (308,388) |
| INCREASE/(DECREASE) IN CASH | (3,458,347) | (1,292,549) |
| RECONCILIATION OF NET CASH FLOW TO MOVEMENT IN NET FUNDS | | |
| Increase / (Decrease) in cash for year | (3,458,347) | (1,292,549) |
| Net Funds at 1st January | 5,341,872 | 6,634,466 |
| NET FUNDS AT 31ST DECEMBER | 1,883,525 | 5,341,872 |

(Accounting Policies and Notes 1 to 23 form part of these Financial Statements.)



Rose McHugh
Chairman



Seamus Dooley
Member



Jason Whooley
Chief Executive

NOTES ON THE ACCOUNTS

Accounts Year Ended 31 December 2009

| 1. Oireachtas Grants | 2009 € | 2008 € |
|------------------------|-------------------|------------|
| Current Development | 14,821,000 | 18,986,000 |
| Capital Development | 20,111,000 | 29,392,000 |
| Salmon Hardship Scheme | 2,084,496 | 10,162,701 |
| Aquaculture Scheme NDP | 2,975,612 | 1,965,897 |
| | 39,992,108 | 60,506,598 |

| 2. Capital Reserves | 2009 € | 2008 € |
|--|-------------|-------------|
| Balance at 1 January | 3,091,034 | 5,363,326 |
| Transfer to / (from) Income & Expenditure Account; | | |
| Amortised in year | (1,961,911) | (3,383,157) |
| Funding used to purchase Fixed Assets | 1,441,809 | 1,032,509 |
| Funding used to repay Exchequer Advances | 460,675 | 170,604 |
| | (59,427) | (2,180,044) |
| Released on disposals of assets | (21,934) | - |
| Net Transfer to / (from) Income & Expenditure Account; | (81,361) | (2,180,044) |
| Deferred Interest Recognised | - | (92,248) |
| Balance at 31 December | 3,009,673 | 3,091,034 |

| 3. E.U. Grants | 2009 € | 2008 € |
|------------------------------|----------------|-----------|
| Grants Received: | | |
| E.U. E-Aqua | 2,408 | - |
| E.U. Viable Hatchery Project | 219,724 | 191,972 |
| E.U. Deepclean Project | 111,957 | 557,223 |
| E.U. Gear Marking Project | 50,038 | 29,095 |
| E.U. Necessity | - | - |
| | 384,127 | 778,290 |

| | | |
|---|----------------|---------|
| Grants Received: | | |
| Used to fund Deep Blue & E-Aqua Projects | 2,408 | - |
| Used to fund E.U. Viable Hatchery Project | 219,724 | 191,972 |
| Used to fund Deepclean Project | 111,957 | 557,223 |
| Used to fund E.U. Gear Marking Project | 50,038 | 29,095 |
| Used to fund Necessity Program | - | - |
| | 384,127 | 778,290 |

NOTES ON THE ACCOUNTS

Accounts Year Ended 31 December 2009

4. Ice Supply Operating results were as follows

| | 2009 € | 2008 € |
|---------------------------------|-----------|-------------|
| Turnover | 936,682 | 852,793 |
| Less: Wages | (457,660) | (456,197) |
| Operating Costs | (400,065) | (463,056) |
| Administration Costs | (91,803) | (119,218) |
| Interest Charges | (12,900) | (22,494) |
| Total Expenditure on Ice Plants | (962,428) | (1,060,965) |
| Surplus/(Deficit) on Operations | (25,746) | (208,172) |

5. Other Income Comprises

| | 2009 € | 2008 € |
|--------------------------------|-----------|-----------|
| Interest Charged on Loans | - | 107,003 |
| Bank Interest | 120,774 | 319,158 |
| Admin Income / Rent Receivable | 367,813 | 302,458 |
| Economic Reports | - | 8,000 |
| Fisheries Income | 230,504 | 264,394 |
| Trade Show Income | 20,957 | 374,283 |
| Training Income | 294,817 | 305,216 |
| Bantry Equity Fund | - | 160,142 |
| Profit from Sale of Assets | 122,308 | 20 |
| | 1,157,173 | 1,840,674 |

6. Industry Capital Development - Including grants

| | 2009 € | 2008 € |
|--------------------------------|------------|------------|
| Sea Fisheries | 2,451,726 | 6,566,800 |
| Sea Fisheries Decommissioning | 15,605,028 | 20,999,999 |
| Salmon Hardship Scheme | 2,084,496 | 10,162,701 |
| Aquaculture | 3,718,775 | 3,310,558 |
| Fish Handling | 99,359 | 38,329 |
| Marketing Investment Programme | - | 1,329,822 |
| | 23,959,384 | 42,408,209 |

NOTES ON THE ACCOUNTS

Accounts Year Ended 31 December 2009

| 7. Industry Current | 2009 | 2008 |
|------------------------------------|-------------------|-------------|
| | € | € |
| (a) Development | | |
| Sea Fisheries | 2,813,644 | 2,424,852 |
| Aquaculture | 2,786,056 | 3,163,553 |
| Marine Services | 2,404,121 | 2,830,207 |
| Business, Development & Innovation | 3,445,720 | 4,530,005 |
| Information and Planning | 812,051 | 1,225,249 |
| | 12,261,592 | 14,173,866 |

Note: Administration costs for salaries, travel and sundries of staff directly engaged in development activities are included in the above headings.

| | | |
|--|-------------------|------------|
| (b) Administration | | |
| Staff Salaries | 1,415,812 | 1,318,430 |
| Travel Costs | 63,943 | 71,030 |
| Board Members' fees and travel expenses | 73,563 | 86,776 |
| Rent, Rates and Repairs | 1,401,396 | 1,435,837 |
| Telephone, Postage and Stationery | 210,112 | 258,005 |
| Data Processing | 215,450 | 402,850 |
| Power, Light and Cleaning | 63,968 | 55,851 |
| Legal, Professional and Consultants' Fees | 142,680 | 257,887 |
| Audit Fee | 31,020 | 33,000 |
| Annual Report | 10,156 | 20,053 |
| Insurance | 101,772 | 106,382 |
| Staff Development and Training Costs | 165,943 | 202,373 |
| Sundries, General Expenses and Trade Subscriptions | 227,132 | 348,588 |
| Depreciation during the year | 1,961,912 | 3,383,157 |
| | 6,084,859 | 7,980,219 |
| Total | 18,346,451 | 22,154,085 |

| 8. Other Expenditure | 2009 | 2008 |
|------------------------------|----------------|-------------|
| | € | € |
| Exchequer Interest Payable | 19,951 | 42,832 |
| Provision for Doubtful Debts | 103,161 | - |
| Sea Angling Safety Grants | 64,460 | 54,061 |
| | 187,572 | 96,893 |

NOTES ON THE ACCOUNTS

Accounts Year Ended 31 December 2009

9. Fixed Assets – Tangible

| | € Total | € Land and Premises | € Plant and Machinery | € Work in Progress | € Gear and Equipment |
|------------------------|------------|---------------------------|-----------------------------|--------------------------|----------------------------|
| Cost | | | | | |
| Balance at 1 January | 50,281,628 | 8,849,072 | 13,480,278 | - | 27,952,278 |
| Additions | 1,441,809 | 518,565 | 26,172 | - | 897,072 |
| Transfers | - | - | - | - | - |
| Disposals | (492,369) | (2,721) | (222,017) | - | (267,631) |
| Balance at 31 December | 51,231,068 | 9,364,916 | 13,284,433 | - | 28,581,719 |
| Depreciation | | | | | |
| Balance at 1 January | 46,729,919 | 7,991,626 | 12,113,434 | - | 26,624,859 |
| Charge for year | 1,961,911 | 435,451 | 464,465 | - | 1,061,995 |
| Disposals for year | (470,435) | (2,721) | (217,017) | - | (250,697) |
| Balance at 31 December | 48,221,395 | 8,424,356 | 12,360,882 | - | 27,436,157 |
| Net Book Values | | | | | |
| At 31 December, 2009 | 3,009,673 | 940,560 | 923,551 | - | 1,145,562 |
| At 31 December, 2008 | 3,551,709 | 857,446 | 1,366,844 | - | 1,327,419 |

The disposals for the year include proceeds of €138,772.25 arising out of an insurance claim on BIM owned assets in a fire at the M.I. Facility at Carna Co. Galway on the 16 August 2008. The net book value of the assets were €16,934.00.

10. Fixed Assets – Financial

| | 2009 € | 2008 € |
|------------------------------------|-----------|-----------|
| Loans to Fishermen | | |
| Balance at 1 January | 6,666 | 6,666 |
| Principal Due for Payment | - | - |
| Balance at 31 December | 6,666 | 6,666 |
| Less: Provision for Doubtful Debts | - | - |
| | 6,666 | 6,666 |

11. Debtors Comprise

| | 2009 € | 2008 € |
|------------------------------------|-------------|-----------|
| Loan Debtors | 885,603 | 886,403 |
| Other Debts | 497,891 | 732,269 |
| | 1,383,494 | 1,618,672 |
| Less: Provision for Doubtful Debts | (1,012,269) | (909,108) |
| | 371,225 | 709,564 |

NOTES ON THE ACCOUNTS

Accounts Year Ended 31 December 2009

| 12. Creditors Comprise | 2009 | 2008 |
|-------------------------------|------------------|-------------|
| | € | € |
| Exchequer Advances Repayments | - | 14,056 |
| Deferred Income | 383,820 | 1,139,815 |
| Trade Creditors and Accruals | 1,508,439 | 1,645,222 |
| | 1,892,259 | 2,799,093 |

| 13. Exchequer Advances | € | € | € |
|--|-------------------|-------------------|-------------------|
| Total Received to 31 December 2008 | | | 62,276,509 |
| Amounts Received for Year Ended 31 December 2009 | | | - |
| | | | 62,276,509 |
| Less: Principal Repaid to 31 December 2008 | 31,327,250 | | |
| Principal Repaid in 2009 - 10 Year Loans Ice Plants | 460,675 | | |
| Principal Repaid in 2009 - 20 Year Loans Fishing Vessels | 587,400 | 32,375,325 | |
| Principal Written-off to 31 December 2008 | 29,901,184 | | |
| Principal Written-off in 2009 | - | 29,901,184 | 62,276,509 |
| Balance due at 31 December 2009 | | | - |
| Comprising: | | | € |
| 10 Year Loans for Ice Plants | | | - |
| 20 Year Loans for Fishing Vessels | | | - |

14. Leasing

(a) Operating Leases

Lease charges payable in 2009 are estimated at €1,050,294 and comprise the rentals of premises occupied by the Board. These rentals are on foot of leases which are due to expire as follows:

| | € |
|----------------|------------------|
| 2009 | 172,453 |
| 2010-2011 | 13,049 |
| 2012 and after | 864,792 |
| | 1,050,294 |

(b) Finance Leases

There were no finance leases in existence at 31 December 2009

NOTES ON THE ACCOUNTS

Accounts Year Ended 31 December 2009

15. Contingent Liabilities and Commitments

There were contingent liabilities and commitments at 31 December, 2009 arising from:

(a) Guarantees to Financial Institutions in respect of loans amounting to €136,321.43. A first mortgage is held as security for these guarantees. The Board was not called upon to make any payments in respect of guarantees in 2009.

(b) Balances outstanding in respect of financial facilities approved but not taken up at 31 December were as follows:

| | € |
|---------------------------|---------|
| Aquaculture | 300,124 |
| Fisheries | 18,420 |
| Fisheries Decommissioning | - |
| Salmon Hardship Grants | 383,458 |
| Fleet Supporting Measures | - |

(c) Head Office building is leased from the Office of Public Works. This lease includes liability to maintain the building as it was in its commencement. An estimate for such work would be difficult to quantify, and would only be accounted for when the expenditure was incurred.

(d) The Board is not defending any legal action.

16. Cross Border Aquaculture Initiative

The Cross Border Aquaculture Initiative which is supported by the Special Programme for Peace and Reconciliation was incorporated in 1998 as a European Economic Interest Grouping and registered in the Companies Office. It is jointly owned by BIM and Northern Ireland Seafood Limited.

17. Bantry Equity Fund

This fund was established by the government to promote the development of the aquaculture industry in the Bantry region following the closure of the Whiddy Oil Terminal. It is not possible to assess accurately the value of these shares, which is dependent on the performance of the enterprises. All shares are held in the name of the Minister for Finance.

| The following investments were held at 31 December 2009 | 2009 € | 2008 € |
|---|---------------|---------------|
| Kush Seafarms Ltd. | 19,046 | 19,046 |
| Fastnet Mussels Ltd. | 19,046 | 19,046 |
| | 38,029 | 38,029 |

18. Staff Salaries

Staff salaries in the year are charged to the Income and Expenditure Account under the following headings. Contracts of Indefinite Duration (CID) are charged direct to their projects' costs (development activities) in their section. Ice Plant Operators wages are charged to Ice Plant running costs (See Note 4). Pensioners are pension payments to retired BIM staff (See Note 20).

NOTES ON THE ACCOUNTS

Accounts Year Ended 31 December 2009

| | Staff Numbers at 31 Dec 2009 | 2009 € | Staff Numbers at 31 Dec 2008 | 2008 € |
|---|---------------------------------|------------|---------------------------------|------------|
| Division | | | | |
| Business Development & Innovation Salaries | 15 | 1,186,404 | 19 | 1,482,896 |
| Marine Services Salaries | 11 | 876,058 | 13 | 895,349 |
| Fisheries Development Salaries | 19 | 1,301,047 | 19 | 1,283,976 |
| Aquaculture Development Salaries | 13 | 950,086 | 15 | 935,235 |
| Administration Salaries | 18 | 1,415,812 | 17 | 1,318,430 |
| Information and Planning Salaries | 6 | 406,635 | 7 | 412,676 |
| Other | | | | |
| Contract Staff (Contracts of Indefinite Duration) | 42 | 2,846,636 | 54 | 3,426,108 |
| Ice Plant Operators | 10 | 457,660 | 10 | 452,166 |
| Pensioners | 92 | 1,708,842 | 97 | 1,707,798 |
| | 226 | 11,149,180 | 251 | 11,914,634 |

€451,782 of pension levy has been deducted from staff and paid over to the Department of Agriculture, Fisheries and Food. Costs of €89,000 were incurred in settling a dispute with a former employee.

19. Directors' and CEO Salary

| | Fees € | Travel Expenses € | Board Meeting Attendance |
|-------------------------------------|-----------|-------------------------|-----------------------------|
| Ms. Rose Mc Hugh <i>Chairperson</i> | 13,326 | 2,395 | 9 |
| Mr. Enda Bonner <i>Director</i> | 8,566 | 5,329 | 9 |
| Mr. Ivan Coulter <i>Director</i> | 8,566 | 2,405 | 7 |
| Mr. Robert Molloy <i>Director</i> | 8,566 | 2,343 | 8 |
| Mr. Michael Dempsey <i>Director</i> | 8,566 | 1,977 | 8 |
| Mr. Seamus Dooley <i>Director</i> | 8,566 | 3,046 | 9 |

The board held 9 full meetings in 2009.

| | Salary € | Travel Expenses € |
|-----|-------------|----------------------|
| CEO | 133,491 | 22,146 |

The CEO contributes to Bord Iascaigh Mhara defined benefit superannuation coordinated scheme for staff.

20. Pension Costs

(a) Analysis of total pension costs charged to Expenditure

| | 2009 € | 2008 € |
|--|-----------|-----------|
| Current service cost | 1,700,000 | 1,800,000 |
| Interest on Pension Scheme Liabilities | 2,800,000 | 2,700,000 |
| Employee Contributions | (486,472) | (515,078) |
| | 4,013,528 | 3,984,922 |

NOTES ON THE ACCOUNTS

Accounts Year Ended 31 December 2009

(b) Movement in Net Pension Liability during the financial year

| | 2009 (€'000) | 2008 (€'000) |
|---|-----------------|-----------------|
| Net Pension Liability at 1 January | 51,200 | 49,400 |
| Current Service Cost | 1,700 | 1,800 |
| Interest Costs | 2,800 | 2,700 |
| Actuarial loss / (gain) | 2,687 | (732) |
| Pensions paid in the year | (1,887) | (1,968) |
| Net Pension Liability at 31 December | 56,500 | 51,200 |

(c) Deferred Funding Asset for Pensions

The Board recognises these amounts as an asset corresponding to the unfunded deferred liability for pensions on the basis of the set of assumptions described above and a number of past events. These events include the statutory basis for the establishment of the superannuation schemes, and the policy and practice currently in place in relation to funding public service pensions including contributions by employees and the annual estimates process. While there is no formal agreement regarding these specific amounts with the Department of Agriculture, Fisheries and Food, the Board has no evidence that this funding policy will not continue to meet such sums in accordance with current practice.

| | 2009 | 2008 |
|---|------------------|------------------|
| Net Deferred Funding for Pensions in year | | |
| Funding recoverable in respect of current year pension costs. | 4,500,000 | 4,500,000 |
| State Grant applied to pay pensioners. | (1,887,461) | (1,967,701) |
| Net Pension Liability at 31 December | 2,612,539 | 2,532,299 |

The deferred funding asset for pensions as at 31 December 2009 amounted to €56.5m (2008: €51.2m).

(d) History of experience gains and losses

| | 2009 (€'000) | 2008 (€'000) | 2007 (€'000) | 2006 (€'000) |
|--|-----------------|-----------------|-----------------|-----------------|
| Defined benefit obligations | 56,500 | 51,200 | 49,400 | 48,200 |
| Experience gains / losses on scheme liabilities amount | (4,200) | (732) | (1,519) | 705 |
| percentage of the present value of scheme liabilities | 7% | 1% | 3% | 1% |

(e) Pension Scheme

Bord Iascaigh Mhara operates unfunded defined benefit superannuation schemes for staff. Superannuation entitlements arising under the schemes are paid out of current income and are charged to the Income and Expenditure Account, net of employee superannuation contributions, in the year in which they become payable. The results set out below are based on an actuarial valuation of the pension liabilities in respect of serving, retired and deceased staff of BIM as at 31 December 2009. This valuation dated 8 February 2010 was carried out by a qualified independent actuary for the purposes of the accounting standard, Financial Reporting Standard No.17 - Retirement Benefits (FRS 17).

NOTES ON THE ACCOUNTS

Accounts Year Ended 31 December 2009

The financial assumptions used to calculate scheme liabilities for the purpose of FRS 17 were as follows:

| Assumption | 2009 | 2008 | 2007 |
|-----------------------------|------|------|------|
| Salary increase assumption | 4% | 4% | 4% |
| Pension increase assumption | 4% | 4% | 4% |
| Discount rate | 5.5% | 5.5% | 5.5% |
| Price inflation | 2% | 2% | 2% |

The mortality basis adopted allows for improvements in life expectancy over time, so that life expectancy at retirement will depend on the year in which a member attains retirement age (age 65). The table below shows the life expectancy for members attaining age 65 in 2009.

| Year of attaining age 65 | 2009 |
|--------------------------|------|
| Life Expectancy – male | 87 |
| Life Expectancy – female | 90 |

(f) Revised FRS 17 Disclosures

The information on pensions has been presented in line with new disclosure requirements required from 2008 under an amendment to FRS 17.

21. Board Members' Interests

The Board adopted procedures in accordance with guidelines issued by the Department of Finance in relation to the disclosure of interests by Board Members and these procedures have been adhered to in the year. There were no transactions in the year in relation to the Board's activities in which the Board Members had any beneficial interest.

22. Marketing

In the 2008 October Budget Measures for the rationalisation of State Agencies were announced. Under these measures the Marketing / Promotion Functions of BIM were transferred to Bord Bia. The transfer took place on the 1 June 2009.

23. Approval of the Financial Statements

The Financial Statements were approved by the Board on the 1 March 2010.

GRANT PAYMENTS SAFETY

| Name | Vessel | Eligible Cost | EU Grant | BIM Grant | Total Grant | Total Project Cost |
|-------------------------------------|-------------------|-------------------|-------------------|------------------|-------------------|--------------------|
| | | € | € | € | € | € |
| DONEGAL | | | | | | |
| Antartic Fishing Co. Ltd. | Antarctic | 192,693.00 | 67,442.00 | 9,635.00 | 77,077.00 | 192,693.00 |
| Northern Celt Ltd. | Northern Celt | 41,208.00 | 14,423.00 | 2,060.00 | 16,483.00 | 41,208.00 |
| Foyle Warrior Ltd. | Foyle Warrior | 38,248.00 | 13,387.00 | 1,912.00 | 15,299.00 | 38,248.00 |
| J and S Moore Fishing Ltd. | Favourite | 24,421.00 | 8,547.00 | 1,221.00 | 9,768.00 | 24,421.00 |
| Mark Steele | Lady Jane | 18,974.00 | 6,641.00 | 949.00 | 7,590.00 | 18,974.00 |
| Heather Jane Ltd. | Heather Jane II | 10,969.00 | 3,839.00 | 549.00 | 4,388.00 | 10,969.00 |
| Peadar Elaine Ltd. | Peadar Elaine II | 10,167.00 | 3,559.00 | 508.00 | 4,067.00 | 10,167.00 |
| Michael Cavanagh | Green Isle | 6,958.00 | 2,435.00 | 348.00 | 2,783.00 | 6,958.00 |
| Pat Johnston | Progress II | 6,380.00 | 2,233.00 | 319.00 | 2,552.00 | 6,380.00 |
| Mark Steele | Crimson Tide | 5,941.00 | 2,079.00 | 297.00 | 2,376.00 | 5,941.00 |
| Tardrum Fisheries Ltd. | Deirdre K | 5,681.00 | 1,988.00 | 284.00 | 2,272.00 | 5,681.00 |
| Joseph McLaughlin | Crystal Dawn | 3,222.00 | 1,128.00 | 161.00 | 1,289.00 | 3,222.00 |
| Tony Byrne | Rachel D | 2,114.00 | 740.00 | 106.00 | 846.00 | 2,114.00 |
| GALWAY | | | | | | |
| Kevin and David Heaney | Realt An Oileain | 61,133.00 | 21,397.00 | 3,056.00 | 24,453.00 | 61,133.00 |
| Paraic McDonagh | Sam Lewette | 4,462.00 | 1,562.00 | 223.00 | 1,785.00 | 4,462.00 |
| Richard McDonagh | Turnog | 1,728.00 | 605.00 | 86.00 | 691.00 | 1,728.00 |
| John and Cliona Conneely | Maggie C | 519.00 | 182.00 | 26.00 | 208.00 | 519.00 |
| LOUTH | | | | | | |
| David and Niall Kirwan | Courageous | 148,315.00 | 51,910.00 | 7,416.00 | 59,326.00 | 148,315.00 |
| Noel Matthews | Albacore | 6,038.00 | 2,113.00 | 302.00 | 2,415.00 | 6,038.00 |
| MAYO | | | | | | |
| Melvin Tighe | Domhnall Noreen | 6,829.00 | 2,390.00 | 342.00 | 2,732.00 | 6,829.00 |
| Eamon Dixon | Padre Pio | 5,171.00 | 1,810.00 | 258.00 | 2,068.00 | 5,171.00 |
| Tommy Walker | Atlantic Redeemer | 4,099.00 | 1,435.00 | 205.00 | 1,640.00 | 4,099.00 |
| Anthony (Snr) and Barry Geraghty | Bernie Catriona | 3,794.00 | 1,328.00 | 190.00 | 1,518.00 | 3,794.00 |
| Michael Patten | Cailin Ban | 2,875.00 | 1,006.00 | 144.00 | 1,150.00 | 2,875.00 |
| John Joseph O'Donnell | Deirdre Brid | 2,297.33 | 804.00 | 115.00 | 919.00 | 2,297.33 |
| Patrick O'Donnell | Rachel Mary | 1,841.00 | 644.00 | 92.00 | 736.00 | 1,841.00 |
| Patrick O'Donnell | John Michelle | 1,674.00 | 586.00 | 84.00 | 670.00 | 1,674.00 |
| Eamon Reilly | Erris Queen | 1,551.00 | 543.00 | 77.00 | 620.00 | 1,551.00 |
| Cathal Reilly | Dancing Wave | 1,415.00 | 495.00 | 71.00 | 566.00 | 1,415.00 |
| Joe Reilly | Lady J | 1,117.00 | 391.00 | 56.00 | 447.00 | 1,117.00 |
| Alan Carey | Orla Marie | 1,085.00 | 380.00 | 54.00 | 434.00 | 1,085.00 |
| Michael Patten | Anastasia | 1,063.00 | 372.00 | 53.00 | 425.00 | 1,063.00 |
| John Walker | Regina Ann | 583.00 | 204.00 | 29.00 | 233.00 | 583.00 |
| Stephen McHale | Eileen's Pride | 380.00 | 133.00 | 19.00 | 152.00 | 380.00 |
| Nigel Dixon | St Teresa | 374.00 | 131.00 | 19.00 | 150.00 | 374.00 |
| Total | 35 | 625,319.33 | 218,862.00 | 31,266.00 | 250,128.00 | 625,319.33 |

GRANT PAYMENTS SAFETY – DE MINIMIS

| Name | Vessel | Eligible Cost | EU Grant | BIM Grant | Total Grant | Total Project Cost |
|----------------------------|------------------|---------------|----------|-----------|-------------|--------------------|
| | | € | € | € | € | € |
| CLARE | | | | | | |
| Francis Peter Murphy | Eomhuin Macha | 2,747.00 | 00.00 | 1,099.00 | 1,099.00 | 2,747.00 |
| Stephen and Martin Brennan | Heather Berry | 750.00 | 00.00 | 300.00 | 300.00 | 750.00 |
| CORK | | | | | | |
| Brian O'Sullivan | Loc Beag | 9,624.00 | 00.00 | 3,000.00 | 3,000.00 | 9,624.00 |
| Timothy Harrington | Prosperity | 9,223.00 | 00.00 | 3,000.00 | 3,000.00 | 9,223.00 |
| Martin Fleming | Winnie The Pooh | 8,382.00 | 00.00 | 3,000.00 | 3,000.00 | 8,382.00 |
| Richie Browne | Myross Csa | 8,115.00 | 00.00 | 3,000.00 | 3,000.00 | 8,115.00 |
| Tony Browne | Sally Pamela | 7,986.00 | 00.00 | 3,000.00 | 3,000.00 | 7,986.00 |
| Timothy K Murphy | Dawn Hunter | 7,500.00 | 00.00 | 3,000.00 | 3,000.00 | 7,962.00 |
| Brian Lowney | Kayleigh | 7,841.00 | 00.00 | 3,000.00 | 3,000.00 | 7,841.00 |
| Sean O'Driscoll | Chloe O | 7,739.00 | 00.00 | 3,000.00 | 3,000.00 | 7,739.00 |
| Michael and Mary Murphy | Southover Gemini | 7,500.00 | 00.00 | 3,000.00 | 3,000.00 | 7,500.00 |
| Brendan O'Driscoll | Navigator | 7,455.00 | 00.00 | 2,982.00 | 2,982.00 | 7,455.00 |
| James and Hannah Browne | Cally Marie | 5,991.00 | 00.00 | 2,396.00 | 2,396.00 | 5,991.00 |
| Joseph A. Lynch | Odin | 3,205.00 | 00.00 | 1,282.00 | 1,282.00 | 3,205.00 |
| David Rowe | Watchful II | 2,535.00 | 00.00 | 1,014.00 | 1,014.00 | 2,535.00 |
| Michael Joseph Daly | Sinead | 2,503.00 | 00.00 | 1,001.00 | 1,001.00 | 2,503.00 |
| Joseph McNamara | Graeme | 1,700.00 | 00.00 | 680.00 | 680.00 | 1,700.00 |
| Connie McCarthy | Deirdre | 1,245.00 | 00.00 | 498.00 | 498.00 | 1,245.00 |
| John and Ann O'Sullivan | St Joseph | 763.00 | 00.00 | 305.00 | 305.00 | 763.00 |
| Albert O'Neill | Osprey | 592.00 | 00.00 | 237.00 | 237.00 | 592.00 |
| DONEGAL | | | | | | |
| John Steele | Melanie S | 11,565.00 | 00.00 | 3,000.00 | 3,000.00 | 11,565.00 |
| John Byrne | Trazbar | 7,500.00 | 00.00 | 3,000.00 | 3,000.00 | 7,500.00 |
| Edward Gallagher | Rosard | 3,260.00 | 00.00 | 1,304.00 | 1,304.00 | 3,260.00 |
| Keith Doherty | Kingfisher | 2,987.00 | 00.00 | 1,195.00 | 1,195.00 | 2,987.00 |
| Danny McDermott | Ross Killard | 2,886.00 | 00.00 | 1,154.00 | 1,154.00 | 2,886.00 |
| Jason Steele | Lily Carter | 2,402.00 | 00.00 | 961.00 | 961.00 | 2,402.00 |
| Liam Kelly | Majella Rose | 2,394.00 | 00.00 | 957.00 | 957.00 | 2,394.00 |
| Daniel Toland | The Nicole | 2,277.00 | 00.00 | 911.00 | 911.00 | 2,277.00 |
| Bernard Alcorn | Lady Jean | 1,851.00 | 00.00 | 740.00 | 740.00 | 1,851.00 |
| Brian Thompson | Loch Garbh | 1,794.00 | 00.00 | 718.00 | 718.00 | 1,794.00 |
| Kevin Rodden | Joanne | 1,587.00 | 00.00 | 635.00 | 635.00 | 1,587.00 |
| Thomas Curran | Matthew | 1,280.00 | 00.00 | 512.00 | 512.00 | 1,280.00 |
| Donal Gill | Siobhan | 1,132.00 | 00.00 | 453.00 | 453.00 | 1,132.00 |
| Liam Rose | Marguerite | 1,106.00 | 00.00 | 442.00 | 442.00 | 1,106.00 |
| John Orpen | Masada | 1,101.00 | 00.00 | 441.00 | 441.00 | 1,101.00 |
| Thomas Needham | Old Pal | 966.00 | 00.00 | 386.00 | 386.00 | 966.00 |
| Shane Doogan | Dillon D | 949.00 | 00.00 | 380.00 | 380.00 | 949.00 |
| Daniel C Rose | Goldcrest | 642.00 | 00.00 | 257.00 | 257.00 | 642.00 |
| Manus Gallagher | Fiona Majella II | 600.00 | 00.00 | 240.00 | 240.00 | 600.00 |
| Andy Parry | Girl Louise | 453.00 | 00.00 | 181.00 | 181.00 | 453.00 |
| John and Denis Parry | Combe Boy | 230.00 | 00.00 | 92.00 | 92.00 | 230.00 |

GRANT PAYMENTS SAFETY – DE MINIMIS

| Name | Vessel | Eligible Cost | EU Grant | BIM Grant | Total Grant | Total Project Cost |
|----------------------------|------------------|---------------|----------|-----------|-------------|--------------------|
| | | € | € | € | € | € |
| DUBLIN | | | | | | |
| Gerald Cunningham | Runner | 1,234.00 | 00.00 | 494.00 | 494.00 | 1,234.00 |
| Edward Dixon | Roisin | 896.00 | 00.00 | 358.00 | 358.00 | 896.00 |
| GALWAY | | | | | | |
| Brendan Devane | Leighanne | 3,897.00 | 00.00 | 1,559.00 | 1,559.00 | 3,897.00 |
| Dara Bailey | Lady Barbra | 2,288.00 | 00.00 | 915.00 | 915.00 | 2,288.00 |
| Kevin Dillane | Killeen Lass | 2,065.00 | 00.00 | 826.00 | 826.00 | 2,065.00 |
| Paraic Canavan | Paraic Seosamh | 1,597.00 | 00.00 | 639.00 | 639.00 | 1,597.00 |
| Eoin Nee | Dreoilin | 1,394.00 | 00.00 | 558.00 | 558.00 | 1,394.00 |
| Peter Lacey | Boy Thomas | 1,385.00 | 00.00 | 554.00 | 554.00 | 1,385.00 |
| Padraic Costello | Christina Marie | 1,292.00 | 00.00 | 517.00 | 517.00 | 1,292.00 |
| Martin Mulkerrin | Beal Feiriste | 1,231.00 | 00.00 | 492.00 | 492.00 | 1,231.00 |
| Patrick and Shaun Cormican | Aeidin | 920.00 | 00.00 | 368.00 | 368.00 | 920.00 |
| Sean Nee | Lucky Lady | 774.00 | 00.00 | 310.00 | 310.00 | 774.00 |
| Liam Corbett | Evening Star II | 642.00 | 00.00 | 257.00 | 257.00 | 642.00 |
| Michael Griffin | Naomh Antoine | 330.00 | 00.00 | 132.00 | 132.00 | 330.00 |
| KERRY | | | | | | |
| Patrick O'Sullivan | Fastnet Fisher | 7,500.00 | 00.00 | 3,000.00 | 3,000.00 | 7,500.00 |
| Denis Cronin | Roisin Dubh | 4,505.00 | 00.00 | 1,802.00 | 1,802.00 | 4,505.00 |
| Alan Browne | Sundown | 3,334.00 | 00.00 | 1,224.00 | 1,224.00 | 3,334.00 |
| Martin Kerin | Rosses Fisher | 3,148.60 | 00.00 | 1,259.00 | 1,259.00 | 3,148.60 |
| Timmy Hennessy | Regina Maris | 2,035.00 | 00.00 | 814.00 | 814.00 | 2,035.00 |
| Patrick and Shaun Browne | Little Dawn | 1,644.00 | 00.00 | 658.00 | 658.00 | 1,644.00 |
| Paul Teahan | Dooks Of Hazard | 1,400.00 | 00.00 | 560.00 | 560.00 | 1,400.00 |
| John Lynch | Josh Roza | 1,134.00 | 00.00 | 454.00 | 454.00 | 1,134.00 |
| John Michael Foley | Patricia J | 1,036.00 | 00.00 | 414.00 | 414.00 | 1,036.00 |
| Owen Teahan | Maggie T | 956.00 | 00.00 | 382.00 | 382.00 | 956.00 |
| Richard Jackson | Leanne | 770.00 | 00.00 | 308.00 | 308.00 | 770.00 |
| Oliver Gallagher | Frisco | 742.00 | 00.00 | 297.00 | 297.00 | 742.00 |
| MAYO | | | | | | |
| Henry Keane Jnr | Bullsmouth | 4,664.00 | 00.00 | 1,866.00 | 1,866.00 | 4,664.00 |
| Brian McHale | Bridget B | 3,128.00 | 00.00 | 1,251.00 | 1,251.00 | 3,128.00 |
| Piarras O'Donnell | Eire Og | 3,039.00 | 00.00 | 1,216.00 | 1,216.00 | 3,039.00 |
| Tom Davitt | Seagal | 2,857.00 | 00.00 | 1,143.00 | 1,143.00 | 2,857.00 |
| Sean Meenaghan | Cu Ghabhla | 1,848.00 | 00.00 | 739.00 | 739.00 | 1,848.00 |
| John McHale | Gerdie | 1,430.00 | 00.00 | 572.00 | 572.00 | 1,430.00 |
| James T Lavelle | Jessie | 1,253.00 | 00.00 | 501.00 | 501.00 | 1,253.00 |
| Martin Tighe | Lorvaldee | 1,232.00 | 00.00 | 493.00 | 493.00 | 1,232.00 |
| John Murphy | Seamrog | 1,215.00 | 00.00 | 486.00 | 486.00 | 1,215.00 |
| Patrick Joseph Walker | Cul Tra | 1,210.00 | 00.00 | 484.00 | 484.00 | 1,210.00 |
| Michael James Walker | Michael Og | 1,210.00 | 00.00 | 484.00 | 484.00 | 1,210.00 |
| Clinton McAndrew | Saint Kevin | 1,052.00 | 00.00 | 421.00 | 421.00 | 1,052.00 |
| Jason O'Donnell | Broadhaven Queen | 983.00 | 00.00 | 393.00 | 393.00 | 983.00 |
| Stephen Patten | Saula Star | 977.00 | 00.00 | 391.00 | 391.00 | 977.00 |
| Alan Flannery | Blath Ban | 947.00 | 00.00 | 379.00 | 379.00 | 947.00 |
| Gerry Walker | Girl Leah | 815.00 | 00.00 | 326.00 | 326.00 | 815.00 |
| Joseph A. Walker | Kyle Owen | 741.00 | 00.00 | 296.00 | 296.00 | 741.00 |

GRANT PAYMENTS SAFETY – DE MINIMIS

| Name | Vessel | Eligible Cost | EU Grant | BIM Grant | Total Grant | Total Project Cost |
|------------------------|-------------------|-------------------|--------------|-------------------|-------------------|--------------------|
| | | € | € | € | € | € |
| SLIGO | | | | | | |
| John Kilgannon | Brotherly Love II | 1,956.00 | 00.00 | 782.00 | 782.00 | 1,956.00 |
| Michael Waters | Sedna II | 1,364.00 | 00.00 | 546.00 | 546.00 | 1,364.00 |
| Padraic Callery | Mairead II | 597.00 | 00.00 | 239.00 | 239.00 | 597.00 |
| Vincent Kilgannon | Girl Kathleen | 351.00 | 00.00 | 140.00 | 140.00 | 351.00 |
| David Downes | Suzanne Too | 171.00 | 00.00 | 68.00 | 68.00 | 171.00 |
| Stephen Mannion | Helen D | 156.00 | 00.00 | 63.00 | 63.00 | 156.00 |
| WATERFORD | | | | | | |
| Paddy Kelly | Caomhnoir | 2,097.00 | 00.00 | 839.00 | 839.00 | 2,097.00 |
| Maurice O'Rourke | Luch Na Farraige | 1,646.00 | 00.00 | 658.00 | 658.00 | 1,646.00 |
| Richard and Joe Walsh | Catherine Ann | 1,306.00 | 00.00 | 522.00 | 522.00 | 1,306.00 |
| Thomas Sullivan | Boy Daragh | 1,169.00 | 00.00 | 468.00 | 468.00 | 1,169.00 |
| WEXFORD | | | | | | |
| Robert Chapman | Rylenna-C | 7,500.00 | 00.00 | 3,000.00 | 3,000.00 | 7,500.00 |
| Paul Goff | Our Claire | 5,000.00 | 00.00 | 2,000.00 | 2,000.00 | 5,000.00 |
| Anthony Berry | Aurora | 3,801.00 | 00.00 | 1,521.00 | 1,521.00 | 3,801.00 |
| James and Dermot Doyle | Memorare | 3,776.00 | 00.00 | 1,510.00 | 1,510.00 | 3,776.00 |
| Paul Ennis | Boy Conor | 2,517.00 | 00.00 | 1,007.00 | 1,007.00 | 2,517.00 |
| WICKLOW | | | | | | |
| Edward Darren Kinsella | Jennifer Ann | 6,076.00 | 00.00 | 2,430.00 | 2,430.00 | 6,076.00 |
| Total | 100 | 268,591.60 | 00.00 | 103,138.00 | 103,138.00 | 269,053.60 |

ENVIRONMENTAL MEASURES - SELECTIVE GEARS

| Name | Vessel | Eligible Cost | EU Grant | BIM Grant | Total Grant | Total Project Cost |
|-----------------------------------|--------------------|---------------------|-------------------|------------------|-------------------|---------------------|
| | | € | € | € | € | € |
| DONEGAL | | | | | | |
| Mullglen Ltd | Pacelli | 100,000.00 | 30,000.00 | 5,000.00 | 35,000.00 | 100,000.00 |
| Eileen Oglesby | Neptune | 100,000.00 | 30,000.00 | 5,000.00 | 35,000.00 | 100,000.00 |
| Noel McGing | Olgarry | 100,000.00 | 30,000.00 | 5,000.00 | 35,000.00 | 100,000.00 |
| Atlantic Dawn Ltd | Veronica | 100,000.00 | 30,000.00 | 5,000.00 | 35,000.00 | 100,000.00 |
| Northern Celt Ltd | Northern Celt | 87,850.00 | 29,950.00 | 4,393.00 | 34,343.00 | 87,850.00 |
| Antarctic Fishing Co Ltd | Antarctic | 83,200.00 | 24,960.00 | 4,160.00 | 29,120.00 | 83,200.00 |
| Western Seaboard Fishing Co Ltd | Western Endeavour | 42,000.00 | 12,600.00 | 2,100.00 | 14,700.00 | 42,000.00 |
| Michael Cavanagh | Green Isle | 27,620.00 | 8,286.00 | 1,381.00 | 9,667.00 | 27,620.00 |
| Pat Johnston | Progress II | 19,100.00 | 5,730.00 | 955.00 | 6,685.00 | 19,100.00 |
| Colmcille Fishing Ltd | Colmcille | 15,962.00 | 4,789.00 | 798.00 | 5,587.00 | 15,962.00 |
| Carmarose Trawling Co Ltd | Carmarose | 15,962.00 | 4,789.00 | 798.00 | 5,587.00 | 15,962.00 |
| Keith Doherty | Kingfisher | 2,650.00 | 795.00 | 132.00 | 927.00 | 2,650.00 |
| Joseph McLaughlin | Crystal Dawn | 2,500.00 | 750.00 | 125.00 | 875.00 | 2,500.00 |
| GALWAY | | | | | | |
| Padraic Conneely | Girl Stephanie | 100,000.00 | 30,000.00 | 5,000.00 | 35,000.00 | 100,000.00 |
| Martin Connelly | Iuda Naofa | 64,752.00 | 21,438.00 | 3,238.00 | 24,676.00 | 64,752.00 |
| Thomas Flaherty | Westward Isle | 32,290.00 | 9,687.00 | 1,614.00 | 11,301.00 | 32,290.00 |
| Kevin and David Heaney | Realt An Oileain | 23,435.00 | 7,030.00 | 1,172.00 | 8,202.00 | 23,435.00 |
| John and Cliona Conneely | Maggie C | 15,900.00 | 4,770.00 | 795.00 | 5,565.00 | 15,900.00 |
| Thomas Conneely | Ocean Harvester II | 10,000.00 | 3,000.00 | 500.00 | 3,500.00 | 10,000.00 |
| Ciaran Powell | Ocean Breeze | 5,850.00 | 1,755.00 | 293.00 | 2,048.00 | 5,850.00 |
| LOUTH | | | | | | |
| Gerald Sharkey and Niall Connolly | Newgrange II | 42,124.00 | 14,744.00 | 2,106.00 | 16,850.00 | 42,124.00 |
| Supreme Fishing Co. | Margaret Mary | 26,300.00 | 7,890.00 | 1,315.00 | 9,205.00 | 26,300.00 |
| Noel Matthews | Albacore | 5,335.00 | 1,600.00 | 267.00 | 1,867.00 | 5,335.00 |
| MAYO | | | | | | |
| Stephen McHale | Eileens Pride | 11,295.00 | 3,388.00 | 565.00 | 3,953.00 | 11,295.00 |
| Patrick O'Donnell | John Michelle | 9,150.00 | 2,745.00 | 458.00 | 3,203.00 | 9,150.00 |
| Brian McHale | Silver Sand | 4,180.00 | 1,254.00 | 209.00 | 1,463.00 | 4,180.00 |
| Total | 26 | 1,047,455.00 | 321,950.00 | 52,374.00 | 374,324.00 | 1,047,455.00 |

ONBOARD QUALITY SCHEME

| Name | Vessel | Eligible Cost | EU Grant | BIM Grant | Total Grant | Total Project Cost |
|-----------------------------------|-------------------|---------------------|-------------------|------------------|-------------------|---------------------|
| | | € | € | € | € | € |
| DONEGAL | | | | | | |
| Island Trawlers Limited | Mark Amay II | 56,500.00 | 19,775.00 | 2,825.00 | 22,600.00 | 56,500.00 |
| Amy Jane Ltd | Amy Jane | 41,010.00 | 14,353.00 | 2,051.00 | 16,404.00 | 41,010.00 |
| Northern Celt Ltd | Northern Celt | 9,312.00 | 3,259.00 | 466.00 | 3,725.00 | 9,312.00 |
| GALWAY | | | | | | |
| John and Cliona Conneely | Maggie C | 217,800.00 | 76,230.00 | 10,890.00 | 87,120.00 | 217,800.00 |
| Kevin and David Heaney | Realt An Oileain | 40,260.00 | 14,091.00 | 2,013.00 | 16,104.00 | 40,260.00 |
| Kristel Patrick Ltd | Kristel Patrick | 37,600.00 | 13,160.00 | 1,880.00 | 15,040.00 | 37,600.00 |
| Mairtin Conneely | Iuda Naofa | 8,350.00 | 2,923.00 | 417.00 | 3,340.00 | 8,350.00 |
| LOUTH | | | | | | |
| Michael Kirwan | Rose Of Sharon II | 228,689.00 | 80,041.00 | 11,435.00 | 91,476.00 | 228,689.00 |
| Tomás Whelahan | Vierge Marie | 148,630.00 | 52,021.00 | 7,431.00 | 59,452.00 | 148,630.00 |
| Niall Connolly and Gerald Sharkey | Newgrange II | 134,112.00 | 46,484.00 | 6,640.00 | 53,124.00 | 134,112.00 |
| David and Niall Kirwan | Courageous | 131,200.00 | 45,920.00 | 6,560.00 | 52,480.00 | 131,200.00 |
| Jim Connolly | Supreme II | 129,390.00 | 45,286.00 | 6,469.00 | 51,755.00 | 129,390.00 |
| Anthony Kirwan Snr | Fragrant Cloud | 123,871.00 | 43,355.00 | 6,193.00 | 49,548.00 | 123,871.00 |
| Craig Byrne | Skipper | 106,714.00 | 37,350.00 | 5,336.00 | 42,686.00 | 106,714.00 |
| Barry Faulkner | Celtic Cross | 53,232.00 | 18,631.00 | 2,662.00 | 21,293.00 | 53,232.00 |
| Barry Faulkner | Celtic Venture | 20,205.00 | 7,072.00 | 1,010.00 | 8,082.00 | 20,205.00 |
| Noel Matthews | Albacore | 380.00 | 133.00 | 19.00 | 152.00 | 380.00 |
| Total | 17 | 1,487,255.00 | 520,084.00 | 74,297.00 | 594,381.00 | 1,487,255.00 |

YOUNG FISHERMEN'S SCHEME

| Name | Vessel | Eligible Cost | EU Grant | BIM Grant | Total Grant | Total Project Cost |
|-----------------------|--------------|-------------------|------------------|------------------|------------------|---------------------|
| | | € | € | € | € | € |
| MAYO | | | | | | |
| Dominick Heaney | Pathfinder | 55,000.00 | 2,750.00 | 2,750.00 | 5,500.00 | 55,000.00 |
| LOUTH | | | | | | |
| Gerald (Jun.) Sharkey | Newgrange II | 500,000.00 | 25,000.00 | 25,000.00 | 50,000.00 | 1,250,000.00 |
| Total | 2 | 555,000.00 | 27,750.00 | 27,750.00 | 55,500.00 | 1,305,000.00 |

DECOMMISSIONING SCHEME

| Name | Vessel | Eligible Cost | EU Grant | BIM Grant | Total Grant | Total Project Cost |
|---------------------------|------------------|---------------|------------|------------|-------------|--------------------|
| | | € | € | € | € | € |
| CORK | | | | | | |
| Anthony Sheehy | Karen Rose | 477,869.48 | 358,402.11 | 119,467.37 | 477,869.48 | 477,869.48 |
| John P O'Regan | Carrigeen Bay | 463,314.70 | 347,486.03 | 115,828.67 | 463,314.70 | 463,314.70 |
| Declan Power | Pilgrim Light | 460,729.50 | 345,547.13 | 115,182.37 | 460,729.50 | 460,729.50 |
| Stephen Joyce | Marina | 336,858.00 | 252,643.50 | 84,214.50 | 336,858.00 | 336,858.00 |
| Denis McKennedy | Carnown Bay | 334,262.50 | 250,696.88 | 83,565.62 | 334,262.50 | 334,262.50 |
| John Tattan | Harmony | 298,350.00 | 223,762.50 | 74,587.50 | 298,350.00 | 298,350.00 |
| Larry O'Driscoll | Supreme | 209,095.00 | 156,821.25 | 52,273.75 | 209,095.00 | 209,095.00 |
| DONEGAL | | | | | | |
| CB Fishing Ltd | Naomh Oilibhear | 320,900.00 | 240,675.00 | 80,225.00 | 320,900.00 | 320,900.00 |
| William Harrigan | Christmas Tide | 135,479.00 | 101,609.25 | 33,869.75 | 135,479.00 | 135,479.00 |
| DUBLIN | | | | | | |
| Paul Healy | Marrie Jacob | 535,925.00 | 401,943.75 | 133,981.25 | 535,925.00 | 535,925.00 |
| Moore Fisheries Ltd | Nimrod | 475,797.00 | 356,847.76 | 118,949.24 | 475,797.00 | 475,797.00 |
| Paul Healy | Endeavour | 461,337.50 | 346,003.13 | 115,334.37 | 461,337.50 | 461,337.50 |
| William and Patrick Price | Derisa | 401,505.00 | 301,128.75 | 100,376.25 | 401,505.00 | 401,505.00 |
| Edward Arthur Dixon | Dayspring II | 337,025.00 | 252,768.75 | 84,256.25 | 337,025.00 | 337,025.00 |
| Mothers Wish Ltd | Mothers Wish | 248,625.00 | 186,468.75 | 62,156.25 | 248,625.00 | 248,625.00 |
| GALWAY | | | | | | |
| Tommy Conneely | Ceathrar Aluinn | 507,620.50 | 380,715.37 | 126,905.13 | 507,620.50 | 507,620.50 |
| Brendan and Sean Conneely | Amity | 337,394.00 | 253,045.50 | 84,348.50 | 337,394.00 | 337,394.00 |
| Thomas Conneely | Ocean Harvester | 323,212.50 | 242,409.38 | 80,803.12 | 323,212.50 | 323,212.50 |
| KERRY | | | | | | |
| Nordvard Ltd | Ocean Enterprise | 509,080.00 | 381,810.00 | 127,270.00 | 509,080.00 | 509,080.00 |
| John and Denis O'Donnell | Holly B | 483,837.50 | 362,878.13 | 120,959.37 | 483,837.50 | 483,837.50 |
| Patrick Casey | Patos Wish | 176,864.00 | 132,648.00 | 44,216.00 | 176,864.00 | 176,864.00 |
| Gerald Fitzgerald | Rose Crest | 151,716.00 | 113,787.00 | 37,929.00 | 151,716.00 | 151,716.00 |
| LOUTH | | | | | | |
| Michael Kirwan | Rose Of Sharon | 632,385.00 | 474,288.75 | 158,096.25 | 632,385.00 | 632,385.00 |
| Barry Faulkner | Celtic Buccaneer | 615,940.00 | 461,955.00 | 153,985.00 | 615,940.00 | 615,940.00 |
| Oliver Kirwan | Star Immaculate | 554,625.00 | 415,968.75 | 138,656.25 | 554,625.00 | 554,625.00 |
| David and Niall Kirwan | Courageous | 442,000.00 | 331,500.00 | 110,500.00 | 442,000.00 | 442,000.00 |
| Niall Connolly | Fidelia | 417,137.50 | 312,853.10 | 310,284.30 | 741,137.50 | 417,137.50 |
| Tomas Whelahan | Galopin II | 303,875.00 | 227,906.25 | 75,968.75 | 303,875.00 | 303,875.00 |
| Barry Faulkner | Celtic Warrior | 300,820.00 | 225,615.00 | 75,205.00 | 300,820.00 | 300,820.00 |
| Seamus Kirk | La Troubadour | 271,700.00 | 203,775.00 | 67,925.00 | 271,700.00 | 271,700.00 |
| MAYO | | | | | | |
| Hugh Boyle | Delinn | 352,744.50 | 264,558.38 | 88,186.12 | 352,744.50 | 352,744.50 |
| WATERFORD | | | | | | |
| B.E Fish Ltd | Avro Hunter | 587,719.00 | 440,789.25 | 146,929.75 | 587,719.00 | 587,719.00 |
| Tomas O'Ceallaigh | An Ainnir Ordha | 299,206.54 | 224,404.91 | 74,801.63 | 299,206.54 | 299,206.54 |
| Millenium Fisheries Ltd | Suzanna G | | | | | |

DECOMMISSIONING SCHEME

| Name | Vessel | Eligible Cost | EU Grant | BIM Grant | Total Grant | Total Project Cost |
|--------------------------------|--------------------|----------------------|----------------------|---------------------|----------------------|----------------------|
| | | € | € | € | € | € |
| WEXFORD | | | | | | |
| Alec Scallan | Joseph S | 606,806.49 | 455,104.87 | 151,701.62 | 606,806.49 | 606,806.49 |
| James O'Flaherty and Partners | Quayfisher | 579,840.50 | 434,880.38 | 144,960.12 | 579,840.50 | 579,840.50 |
| James O'Flaherty and Partners | Saltees Gannet | 493,669.59 | 370,252.19 | 123,417.40 | 493,669.59 | 493,669.59 |
| James O'Flaherty and Partners | Silver Harvest II | 438,749.50 | 329,062.13 | 109,687.37 | 438,749.50 | 438,749.50 |
| Brendan Walsh and Gerard Foley | Random Harvest III | 317,687.50 | 238,265.63 | 79,421.87 | 317,687.50 | 317,687.50 |
| John Whelan | Harve De Vie | 116,025.00 | 87,018.75 | 29,006.25 | 116,025.00 | 116,025.00 |
| Total | 40 | 15,605,028.30 | 11,703,771.29 | 3,901,257.01 | 15,605,028.30 | 15,605,028.30 |
| OVERALL TOTALS | 219 | 19,588,649.23 | 12,792,417.29 | 4,190,082.01 | 16,982,499.30 | 20,339,111.23 |

BIM PILOT AQUACULTURE AND RESOURCE DEVELOPMENT GRANT SCHEME

Grant Payments between 1st January 2009 and 31st December 2009

| Beneficiary | BIM Grant € |
|---|-------------------|
| COUNTY CAVAN | 29,640.00 |
| PDS Irish Waters Perch Limited | 29,640.00 |
| COUNTY CORK | 269,564.54 |
| Bantry Harbour Mussels Limited | 30,000.00 |
| Michael Casey | 10,414.95 |
| Daithi O'Murchu Marine Research Station Limited | 30,000.00 |
| Fastnet Mussels Limited | 29,403.60 |
| G & B Barge Operators Limited | 11,159.04 |
| Greenline Shellfish Limited | 5,765.60 |
| Kush Seafarms Limited | 34,468.00 |
| Marigot Limited t/a Celtic Sea Minerals | 1,337.90 |
| Murphy's Irish Seafood Limited | 30,000.00 |
| Seal Harbour Enterprises Limited | 30,000.00 |
| Southward Limited | 15,342.45 |
| Tower Aqua Products Limited | 30,000.00 |
| Turk Head Enterprises Limited | 11,673.00 |
| COUNTY DONEGAL | 107,006.81 |
| Eany Fish Products Limited | 22,799.00 |
| Foyle Fresh Seafoods Limited | 30,000.00 |
| Iasc Sliogach Uisce-Leathan Teoranta | 20,286.00 |
| Marine Harvest Ireland Limited | 9,097.81 |
| Travers, Mr. Enda | 24,824.00 |
| COUNTY DUBLIN | 79,213.80 |
| Irish Salmon Grower's Association | 79,213.80 |
| COUNTY GALWAY | 73,653.68 |
| Ri Na Mara Teoranta | 2,923.79 |
| Boet Mor Seafoods Ireland Limited | 22,696.80 |
| Meitheal Eisc Teoranta | 27,626.00 |
| Muirachmhainni Teoranta | 3,661.15 |
| O'Conceanainn, Mr. Mairtin | 975.51 |
| Stofnfiskur Ireland Limited | 9,000.00 |
| Ward, John A Mr. | 6,770.43 |
| COUNTY KERRY | 25,940.00 |
| Caragh Clams Limited | 8,009.00 |
| O'Connor, Mr. Liam | 2,535.00 |
| Teahan Partnership | 15,396.00 |
| COUNTY KILKENNY | 24,596.00 |
| Goatsbridge Trout Farm Limited | 24,596.00 |
| COUNTY MAYO | 3,893.00 |
| Blackshell Farm Limited | 3,893.00 |

BIM PILOT AQUACULTURE AND RESOURCE DEVELOPMENT GRANT SCHEME

Grant Payments between 1st January 2009 and 31st December 2009

| Beneficiary | BIM Grant € |
|------------------------------------|-------------------|
| COUNTY MONAGHAN | 28,000.00 |
| Ballybay Perch Limited | 28,000.00 |
| COUNTY ROSCOMMON | 28,067.00 |
| Keywater Fisheries Limited | 28,067.00 |
| COUNTY SLIGO | 6,749.00 |
| Celtic Seaweed Baths Limited | 6,749.00 |
| COUNTY TIPPERARY | 27,815.00 |
| Clune Fisheries Limited | 27,815.00 |
| COUNTY WATERFORD | 30,000.00 |
| Iasc Sliogach Dungarbhain Teoranta | 30,000.00 |
| COUNTY WEXFORD | 9,024.60 |
| Derrylea Holdings Limited | 9,024.60 |
| Total Beneficiaries | 743,163.43 |

FISH HANDLING GRANT SCHEME

Grant Payments between 1st January 2009 and 31st December 2009

| Beneficiary | BIM Grant € |
|--|------------------|
| COUNTY DONEGAL | 9,580.00 |
| Foyle Fishermen's Co-Operative Society Limited | 9,580.00 |
| COUNTY GALWAY | 30,000.00 |
| Michael Kelly (Shellfish) Limited | 30,000.00 |
| COUNTY MAYO | 59,779.00 |
| Connemara Seafoods Frozen Limited | 30,000.00 |
| Padraic Mulloy Shellfish Limited | 29,779.00 |
| Total Beneficiaries | 99,359.00 |

NDP AQUACULTURE DEVELOPMENT MEASURE

Grant Payments between 1st January 2009 and 31st December 2009

| Beneficiary | FIFG Paid € | Exchequer Paid € | Total € |
|---|---------------------|------------------------|---------------------|
| COUNTY CORK | 1,107,146.63 | 158,164.38 | 1,265,311.01 |
| Bantry Bay Mussels Limited | 323,197.00 | 46,171.00 | 369,368.00 |
| Saltspray Mussel Technology Limited | 116,595.00 | 16,657.00 | 133,252.00 |
| Silver King Seafoods Limited | 667,354.63 | 95,336.38 | 762,691.01 |
| COUNTY DONEGAL | 370,368.00 | 52,910.00 | 423,278.00 |
| Bradan (Maoil Rua) Teoranta | 331,546.00 | 47,364.00 | 378,910.00 |
| Seabreeze Limited | 38,822.00 | 5,546.00 | 4,368.00 |
| COUNTY GALWAY | 341,405.19 | 97,343.60 | 438,748.79 |
| Bord Iascaigh Mhara - Bay Carrying Capacity Project | 255,000.00 | 85,000.00 | 340,000.00 |
| Mannin Bay Salmon Company Limited | 47,527.47 | 6,789.64 | 54,317.11 |
| Online Mussels Limited | 38,877.72 | 5,553.96 | 44,431.68 |
| COUNTY LOUTH | 150,247.50 | 50,082.50 | 200,330.00 |
| The Aquaculture Initiative EEIG-BIM | 150,247.50 | 50,082.50 | 200,330.00 |
| COUNTY MAYO | 509,795.35 | 126,167.78 | 635,963.13 |
| Bord Iascaigh Mhara - Regional Officers Development Programme | 75,231.75 | 25,077.25 | 100,309.00 |
| Bord Iascaigh Mhara - Environmental & Quality Programme | 204,799.60 | 68,266.53 | 273,066.13 |
| Feirm Farraige Oilean Chliara Teoranta | 229,764.00 | 32,824.00 | 262,588.00 |
| COUNTY SLIGO | 10,483.20 | 1,497.60 | 11,980.80 |
| Coney Island Shellfish Limited | 10,483.20 | 1,497.60 | 11,980.80 |
| Grant Totals | 2,489,445.87 | 486,165.86 | 2,975,611.73 |

TOWARDS INNOVATION AND SUSTAINABILITY IN THE FISHERIES SECTOR

Supporting Measures for Sea Fisheries Development Programme Grant Payments 2009

| Beneficiary | Eligible Expenditure | EU Grant € | Exchequer Grant € | Total € |
|---|-------------------------|-------------------|-------------------------|-------------------|
| BORDER, MIDLAND AND WESTERN REGION | | | | |
| BIM/Fishing Industry | | | | |
| Quality management in the catching sector. | 213,984.44 | 160,488.33 | 53,496.11 | 213,984.44 |
| BIM/Fishing Industry | | | | |
| Facilitating development and management of the inshore fisheries sector in Ireland 2003-2008. | 242,040.68 | 181,530.51 | 60,510.17 | 242,040.68 |
| BIM/Fishing Industry | | | | |
| Supporting improvements in Irish fisheries co-operatives. | 145,199.71 | 65,339.87 | 7,259.98 | 72,599.85 |
| Connemara Sea Foods Ltd. | | | | |
| Added value, live crustacean, long term holding facilities (phase 1). | 93,462.07 | 32,711.73 | 4,673.10 | 37,384.83 |
| Killybegs Fishermen's Organisation | | | | |
| To continue the support of the crab coordinator. | 98,986.73 | 54,442.70 | 4,949.33 | 59,392.03 |
| BIM/Fishing Industry | | | | |
| Gear trials to support Ireland's submission under Articles 11 and 13 of 1342/2008. | 214,267.50 | 160,700.63 | 53,566.87 | 214,267.50 |
| Marine Institute | | | | |
| Western Waters International Monkfish biomass assessment and tagging survey. | 79,436.00 | 59,577.00 | 19,859.00 | 79,436.00 |
| Grand Total | 1,087,377.13 | 714,790.77 | 204,314.56 | 919,105.33 |

BIM'S OFFICES

BIM DUN LAOGHAIRE

Crofton Road
Dun Laoghaire
Co. Dublin

T: +353 1 214 4100
F: +353 1 284 1123
E: info@bim.ie
www.bim.ie

BIM CLONAKILTY

Clogheen Road
Clonakilty
Co. Cork

T: +353 1 214 4100

BIM SEAFOOD DEVELOPMENT CENTRE

Clogheen Road
Clonakilty
Co. Cork

T: +353 1 214 4151
E: sdcc@bim.ie

BIM KILLYBEGS

The New Pier
Killybegs
Co. Donegal

T: +353 74 973 2600
F: +353 74 973 1055
E: killybegsoffice@bim.ie

BIM GALWAY

New Docks
Galway
Co. Galway

T: +353 91 564 318/19
F: +353 91 568569
E: tyndall@bim.ie

NATIONAL FISHERIES COLLEGE

Greencastle
Co. Donegal

T: +353 74 938 1068
F: +353 74 938 1278
E: nfcgreencastle@bim.ie

REGIONAL FISHERIES CENTRE

The Pier
Castletownbere
Co. Cork

T: +353 27 70450
F: +353 27 70858
E: rfccastletownbere@bim.ie

