



Bord Iascaigh Mhara
Irish Sea Fisheries Board

IRISH SEAFOOD INDUSTRY

FISH FACTS 2015

IRISH SEAFOOD INDUSTRY KEY STATISTICS

Ireland is located close to the rich fishing grounds of the North East Atlantic where the cold clean Atlantic waters create a perfect habitat for a wide range of fish and shellfish.

This is why Irish fish is highly prized by customers around the world.




ESTIMATED VALUE
OF IRISH SEAFOOD
TRADE 2015



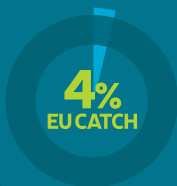
11,000

SEAFOOD INDUSTRY
EMPLOYEES (approx)




40+

COMMERCIAL
FISH SPECIES




2015 Export figures are estimated based on the latest data available from CSO at the time of print.



1,914

FISHING VESSELS REGISTERED



250

AQUACULTURE OPERATIONS



170

SEAFOOD PROCESSING COMPANIES

€192 MILLION

THE VALUE OF PELAGIC SECTOR

€196 MILLION

VALUE OF SHELLFISH EXPORTS

€54 MILLION

THE VALUE OF WHITEFISH SECTOR

€80 MILLION

VALUE OF IRISH ORGANIC SALMON EXPORT



15%

€45M

EXPORTS OF IRISH SEAFOOD TO ASIA

€27 MILLION

VALUE OF THE CHINESE MARKET (INC. HONG KONG)

IRISH RETAIL SEAFOOD SALES

(source Kantar Worldpanel)

TOTAL FISH
€201m
(+5.2%)

Total value & percentage
growth year on year
(data 52 w/e 04.01.2015)

FRESH FISH

€134m
(+10.4%)

PRE-PACKED

€94.8m
(+16.1%)

LOOSE

€39.9m
(-1.7%)

RAW

€40.2m

RTE

€34.7m

RTC

€19.9m

FROZEN FISH

€67m
(-3.8%)

RAW

€7.7m

RTE

€3.4m

RTC

€55.7m

*RTE (ready to eat) and RTC (ready to cook)